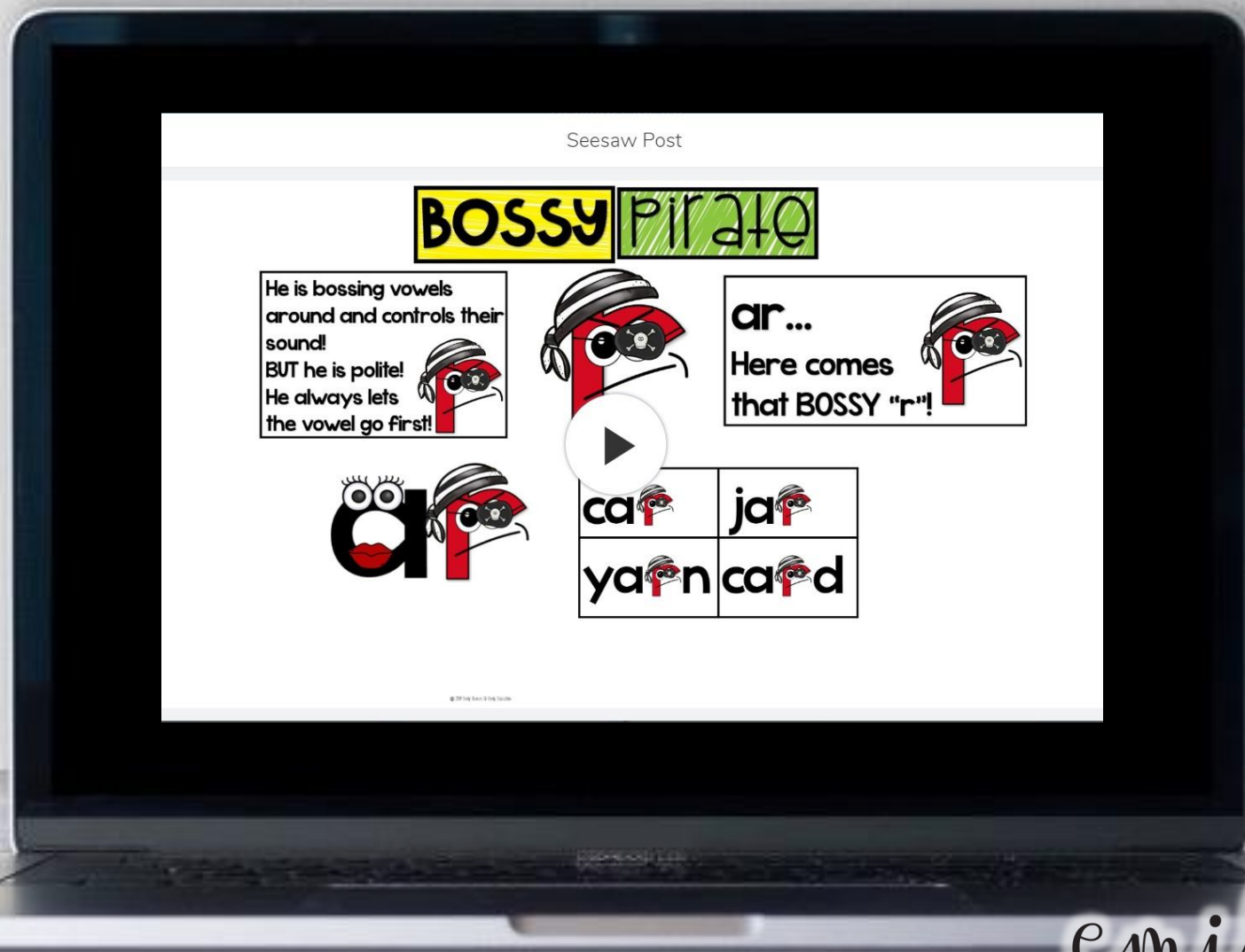


SEESAW ACTIVITIES



VIRTUAL ANCHOR CHART PRE-RECORDED FOR EACH BOSSY R COMBO

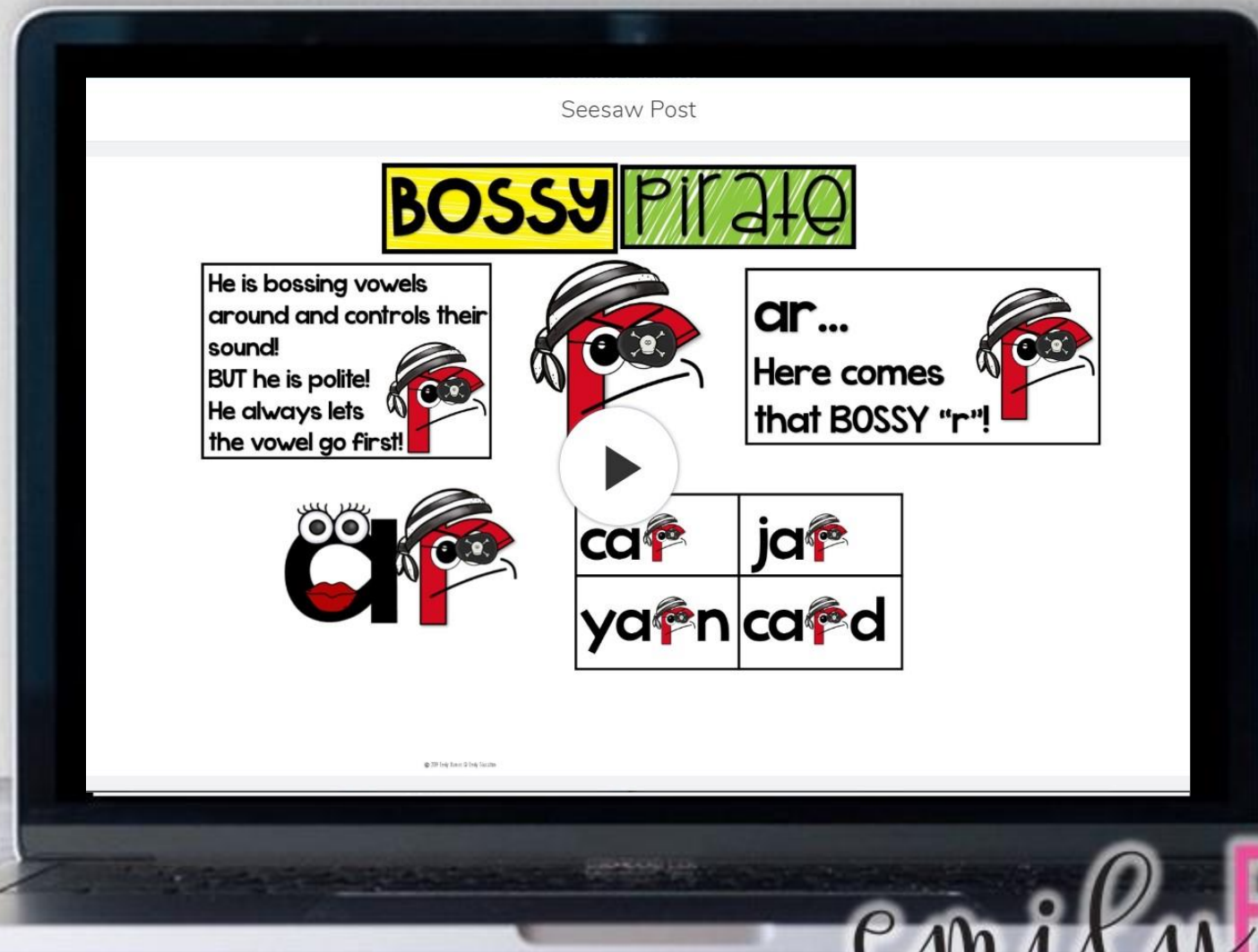
Seesaw Post

BOSSY Pirate

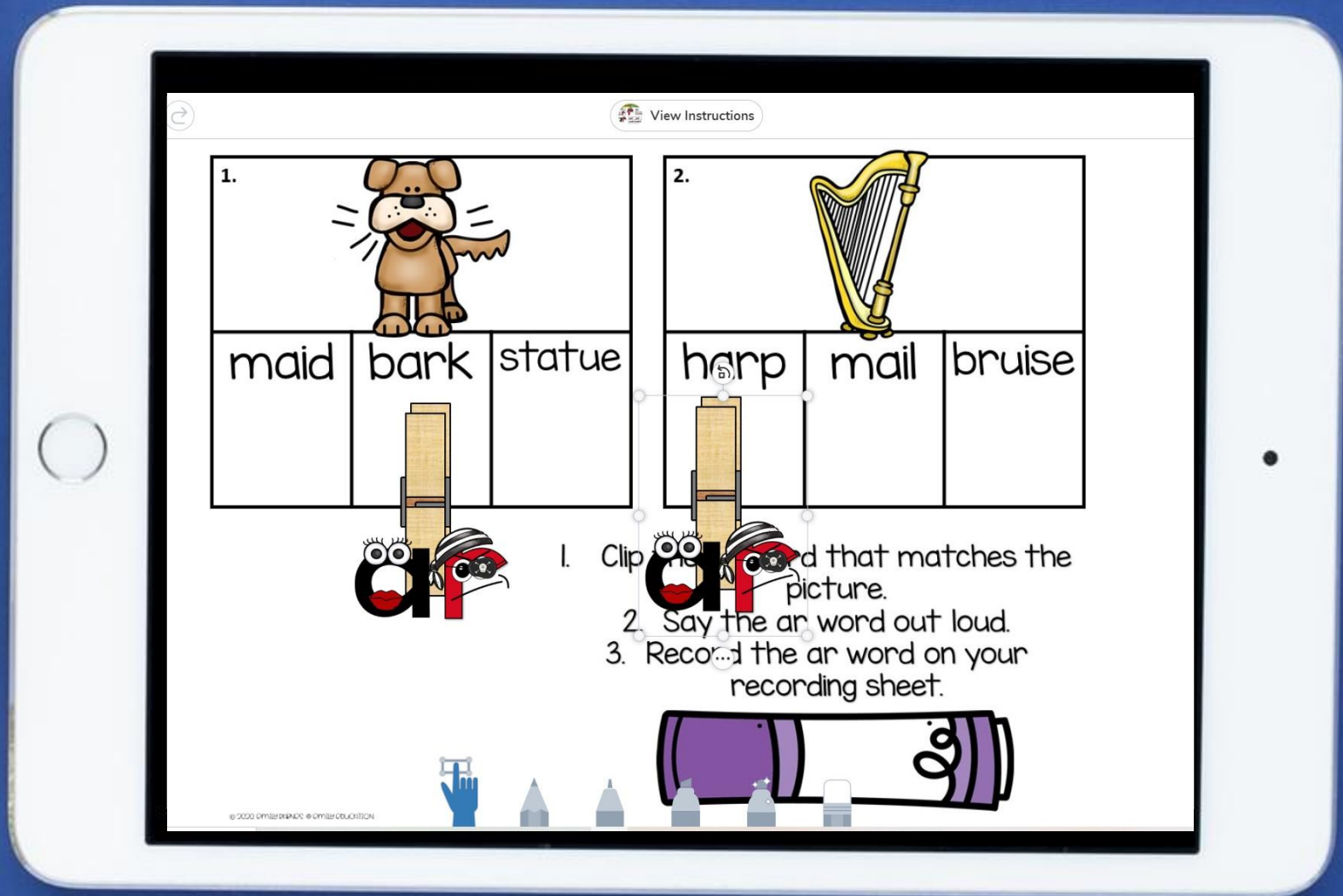
He is bossing vowels around and controls their sound!
BUT he is polite!
He always lets the vowel go first!

ar...
Here comes that BOSSY "r"!

car jar
yarn card



PIN IT! CENTERS WITH RECORDING SHEET



PIN IT! CENTERS WITH RECORDING SHEET



RECORDING SHEET

When you are all finished record your voice saying all the words.

1.	2.	3.
4.	5.	6.
7.	8.	9.
10.	11.	12.

© 2020 EMILY HARRIS - @EMILYHARRIS.EDU

JUST CLICK THE LINK IN THE PDF AND IT ADD IT TO YOUR LIBRARY!

BOSSY PIRATE
by emily EDUCATION



Just click and add to your Seesaw Library!

a Virtual Learning Experience!

Recording Sheets:

RECORDING SHEET		
1. park	2. harp	
3. far	4. far	6.
5. yard	7. yard	9. s
8. park	9. park	12. sm



RECORDING SHEET		
1. fork	2. fork	3. storm
4. portrait	5. portrait	6. torn
7. pork	8. pork	9. morning
10. sort	11. sort	12. horn

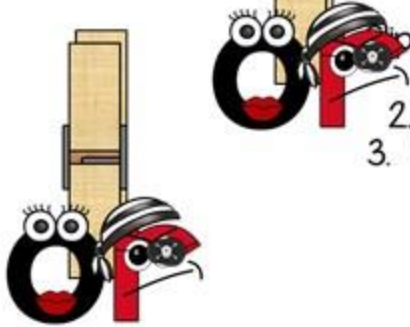
Learning Teacher!
to seesaw. Then click the links below to add activities to your Seesaw library.
link contains a video of my voice, practiced in the Pin it! Center. Student pair then they practice it by doing a recording sheet where they type the words!




PiN iT!




3. 			4. 		
jar	train	storm	car	dart	cork

 1. Pin the or word that matches the picture.
2. Say the or word out loud.
3. Record the or word on your recording sheet.



BOSSY PIRATE "R" OR

DIGITAL CENTERS

emily EDUCATION 

emily EDUCATION 