

SEESAW ACTIVITIES

Diphthongs ou & ow



Seesaw Post

ou ow



bow	owl
couch	count



VIRTUAL ANCHOR CHART PRE-RECORDED FOR




bow	owl
couch	count




PiN iT! CENTER



1. 

bug	chews	clown




2. 

bow	treat	crew

Clip the word that matches the picture.

2. Say the word out loud.

3. Record the word on your recording sheet.



JUST CLICK THE LINK IN THE PDF AND ADD IT TO YOUR LIBRARY!

by emily EDUCATION

Just click
and add
to your
Seesaw
Library!



a Virtual
Learning
Experience!



Recording Sheet:

ORDING SHEET

bow

3. crow

wl

6. gown

ch

9. mouse

h

12. sprout



Learning Teacher!

into seesaw. Then click the links below
these activities to your Seesaw library

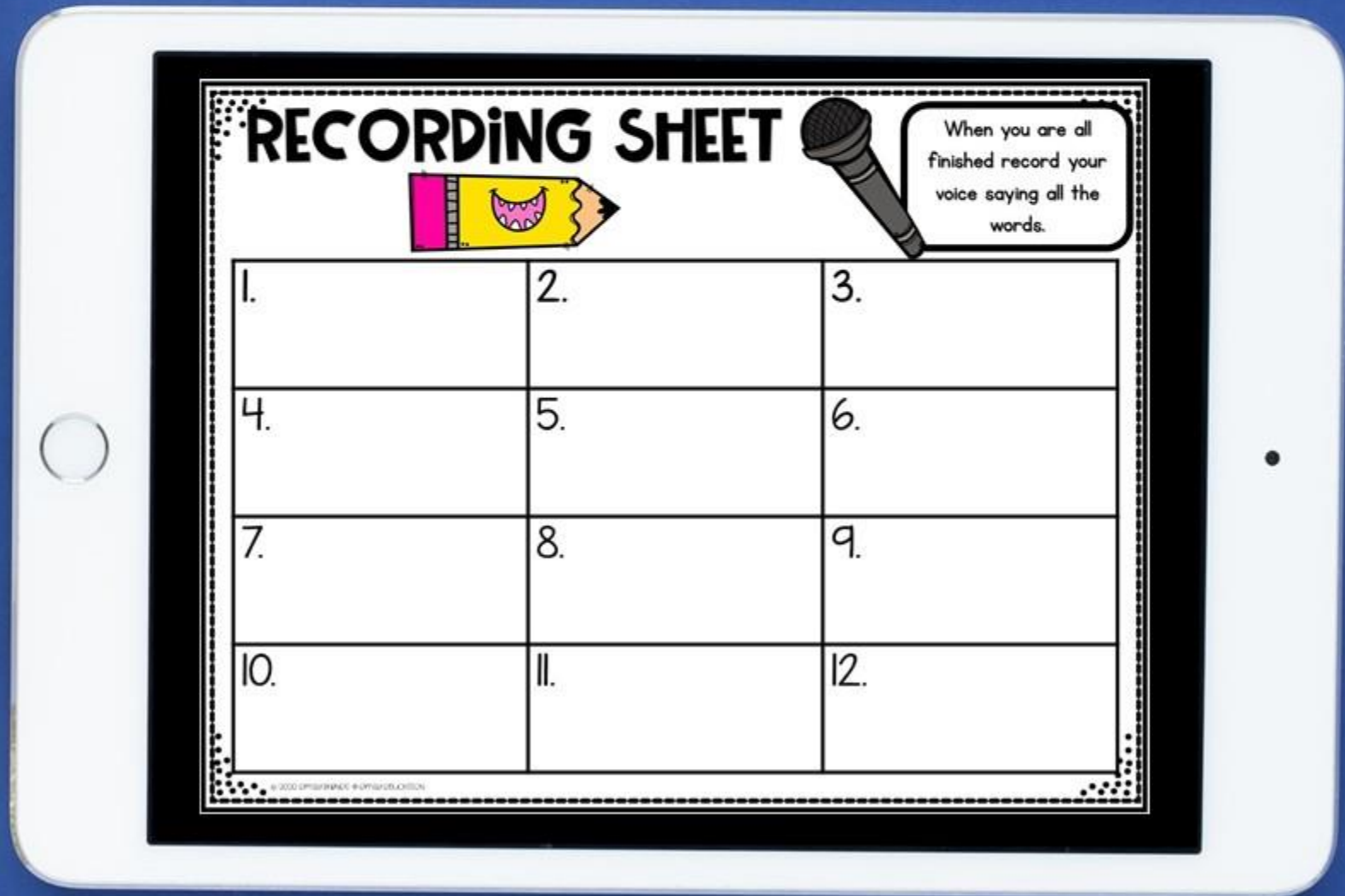
the link contains a video of my voice w
ow concept that is practiced in the P
about the diphthong sound, then the
pin it activity includes a recording
record their voice saying the w



Click Here
for Di

PIN it! CENTERS

WITH RECORDING SHEET



RECORDING SHEET

When you are all finished record your voice saying all the words.

1.	2.	3.
4.	5.	6.
7.	8.	9.
10.	11.	12.

© 2020 EMILY HARRIS - @EMILYHARRIS.EDU