

Module One




BUNDLE

1st Grade

with **GOOGLE**
HMH Into
Reading


© 2020 Emily Rivers & Emily Education

MATCH THE VOCAB!

Word	Definition	Sentence
enjoy 		Type the vocab word in a sentence here
excited 		Type the vocab word in a sentence here
try 	to make an effort to do something	Type the vocab word in a sentence here

very enthusiastic and eager

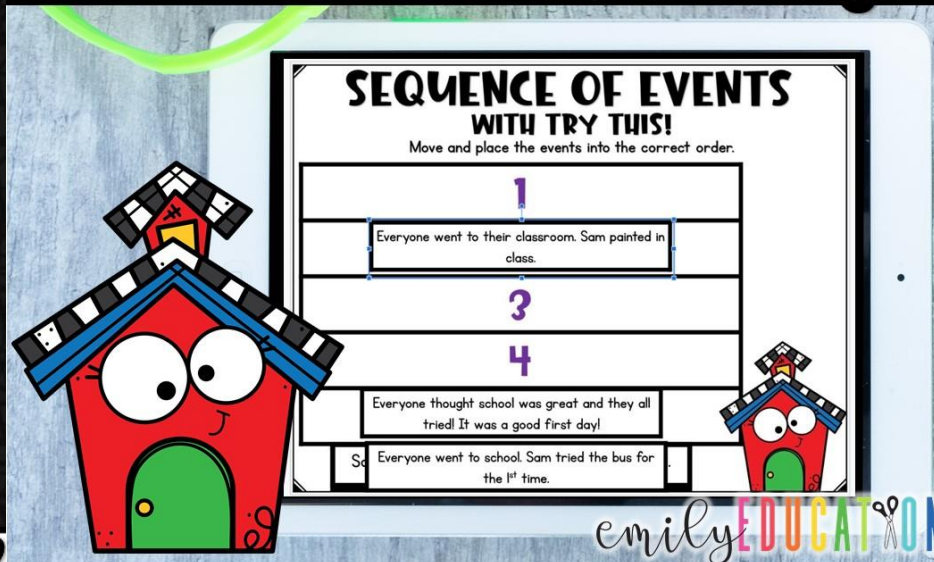
something that makes you feel happy



GOOGLE™ CLASSROOM

Module 1, Week 1

TRY THIS! with GOOGLE 1st Grade HMH Into Reading



SEQUENCE OF EVENTS WITH TRY THIS!
Move and place the events into the correct order.

1
Everyone went to their classroom. Sam painted in class.
3
4
Everyone thought school was great and they all tried! It was a good first day!
So, Everyone went to school. Sam tried the bus for the 1st time.



emilyEDUCATION

Module 1, Week 2

MY SCHOOL TRIP with GOOGLE 1st Grade HMH Into Reading



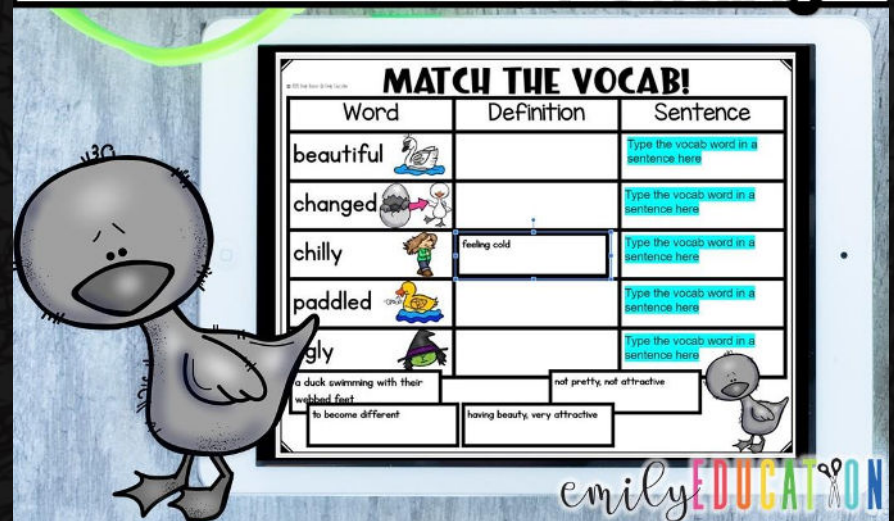
DID IT HAPPEN IN MY SCHOOL TRIP?
Move and place the pictures into the correct column.

This happened in My School Trip	This did not happen
 butterfly on kid	 dancing
 new friends	 rode bike
	 someone was sad






emilyEDUCATION

Module 1, Week 3

BIG DILLY'S TALE with GOOGLE 1st Grade HMH Into Reading



MATCH THE VOCAB!

Word	Definition	Sentence
beautiful		Type the vocab word in a sentence here
changed		Type the vocab word in a sentence here
chilly	 feeling cold	Type the vocab word in a sentence here
paddled		Type the vocab word in a sentence here
ugly		Type the vocab word in a sentence here
a duck swimming with their webbed feet		not pretty, not attractive
to become different		having beauty, very attractive

emilyEDUCATION




How does it work?

- Everything is a google slide document for the students
- You are provided with a PDF with clickable links to the activities. You will click the link, make your own copy, which you can send out and assign to your students.
- The PDF also contains answer keys to all the move and place activities for that lesson

What activities are in each lesson?


1. Match the Vocabulary of the week.

MATCH THE VOCAB!

Word	Definition	Sentence
enjoy 		Type the vocab word in a sentence here
excited 		Type the vocab word in a sentence here
try 	to make an effort to do something	Type the vocab word in a sentence here













very enthusiastic and eager


something that makes you feel happy



2. Phonics- Match the word to the picture.




MATCH THE SHORT A WORDS

 → bat	 →	 → mat
 →	 → dad	 →
 → map	 → ham	 → fan
 →	 → sat	 → cat
van wag cap tap		




What activities are in each lesson?

3. Spelling/ Phonics- Sort the spelling words.

SORT THE SPELLING WORDS	
Short a 	Not Short a 
<div>am</div>	<div>if</div>
<div>at cot cut bat fix mat hip sat Sam mop</div> 	

4. Type the Spelling Word in a sentence.

TYPE A SENTENCE- SPELLING	
Directions: Type each spelling word in a sentence.	
Word	Sentence
am	Type Here
at	Type Here
sat	Type Here
man	Type Here
dad	Type Here
mat	Type Here



What activities are in each lesson?

5. Fishing for High Frequency Words

FISHING FOR HIGH FREQUENCY WORDS

Directions: Find the following High Frequency Words in the water: go, is, like, see, the, this, to, we. Then place them in the box below the water.

© 2014 Emily Education

6. Type the H.F. word in a sentence.

TYPE A SENTENCE- H.F. WORDS

Directions: Type each high frequency word in a sentence.



Word	Sentence
go	
is	
like	
see	
the	
this	
to	
we	











© 2014 Emily Education

What activities are in each lesson?

7. Additional phonics slide for varying activities depending on week.

SORT THE STARTING SOUND

m	s	t	b
			



8/9. Two different comprehension type activities that have to do with the week's selection. Images provided at the right are examples from Module I, Week I.

SEQUENCE OF EVENTS WITH TRY THIS!

Move and place the events into the correct order.

1	Everyone went to their classroom. Sam painted in class.
3	
4	
	Everyone thought school was a good first time. It was a good first time.
	So Everyone went to school. Sam the 1st time.

DID IT HAPPEN IN TRY THIS?

Move and place the pictures into the correct column.

This happened in Try This!	This did not happen
