

# Module One

# BUNDLE

# 2nd Grade



with **GOOGLE**  
HMH Into  
Reading

### SEQUENCE OF EVENTS WITH CLARK THE SHARK

Move and place the events into the correct order.

- 1
- 2
- Clark tried to "stay cool" at recess and lunch, but he forgot, and he munched a bunch of lunches!
- 4
- 5

Clark asked Mrs. Inkydink what was wrong with everyone. She told him that he does everything too hard sometimes and he needed to learn to "stay cool".



emilyEDUCATION

### CENTRAL IDEA WITH SPOON

Move and place the central idea and details into the correct spots.


**CENTRAL IDEA**

**DETAIL 1**

Knife gets to cut and spread.

**DETAIL 3**

Everyone is lucky for different reasons even Spoon. Everyone is special and unique.



emilyEDUCATION


### SEQUENCE OF EVENTS WITH PICTURE DAY PERFECT

Move and place the events into the correct order.

- 1
- His mom had made him picture day pancakes. Then there was a syrup disaster and it spilled all over him. On the bus he got in trouble.
- 3
- 4

Click! The picture was ruined! His mom says it's his best picture ever!

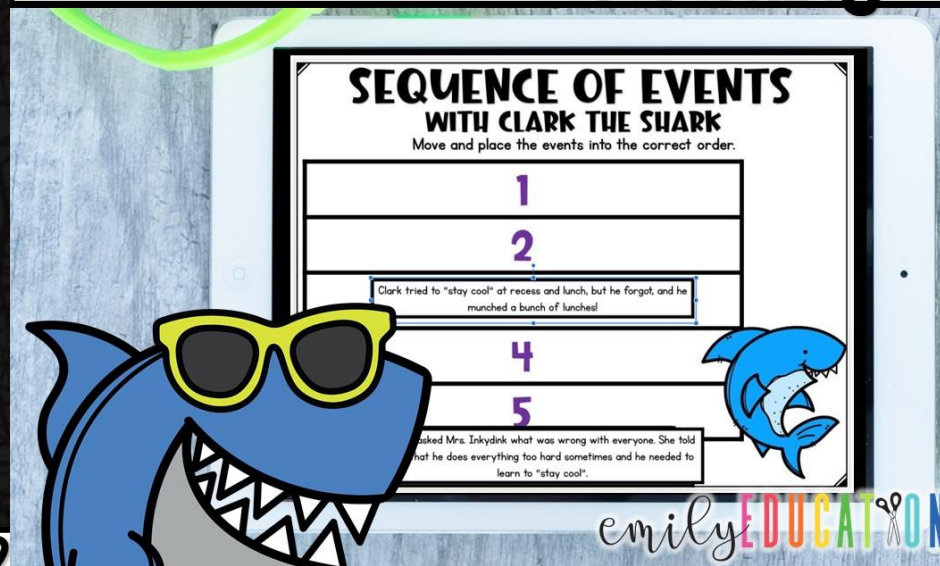
He planned for months. He was going to have the perfect school picture. He had to be the best. He had to be the best. He had to be the best.



emilyEDUCATION

# GOOGLE™ CLASSROOM

## Module 1, Week 1 CLARK THE SHARK with GOOGLE HMH Into 2nd Grade Reading



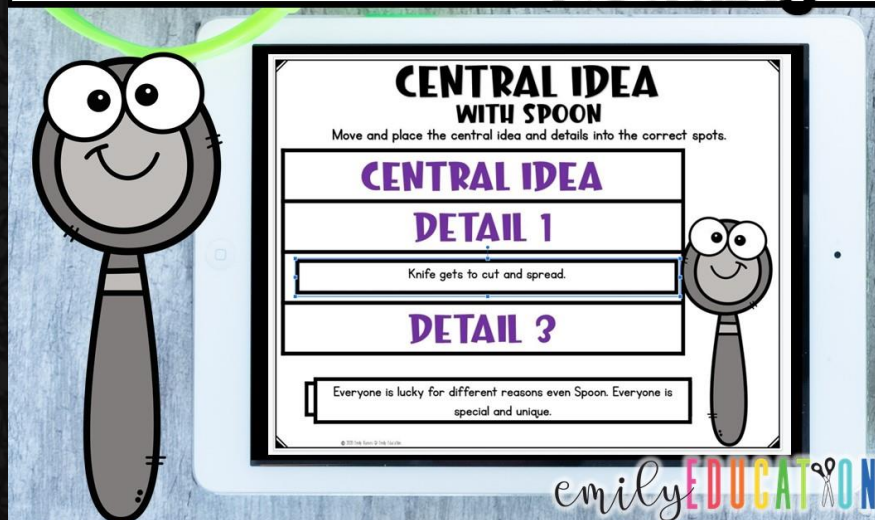
**SEQUENCE OF EVENTS WITH CLARK THE SHARK**  
Move and place the events into the correct order.

1
2
Clark tried to "stay cool" at recess and lunch, but he forgot, and he munched a bunch of lunches!
4
5

Clark asked Mrs. Inkydink what was wrong with everyone. She told him that he does everything too hard sometimes and he needed to learn to "stay cool".

emilyEDUCATION

## Module 1, Week 2 SPOON with GOOGLE HMH Into 2nd Grade Reading

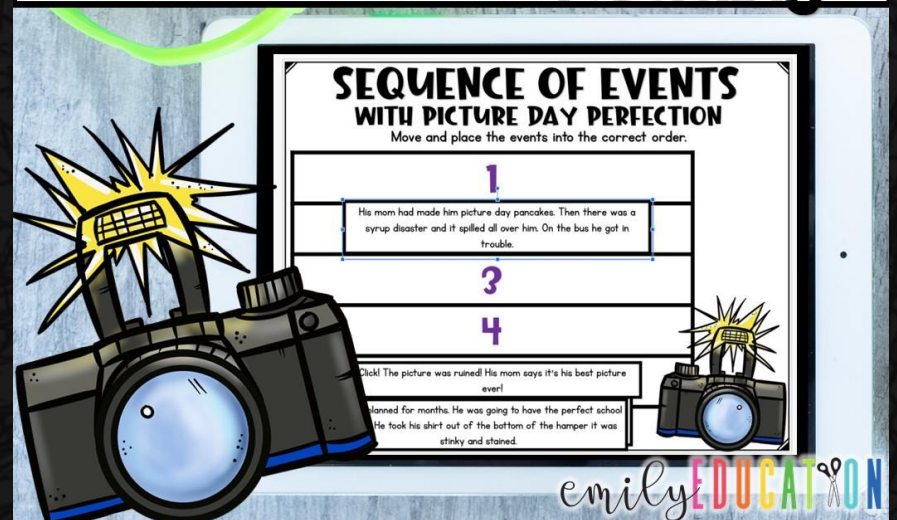


**CENTRAL IDEA WITH SPOON**  
Move and place the central idea and details into the correct spots.

<b>CENTRAL IDEA</b>
<b>DETAIL 1</b> Knife gets to cut and spread.
<b>DETAIL 3</b>
Everyone is lucky for different reasons even Spoon. Everyone is special and unique.

emilyEDUCATION

## Module 1, Week 3 PICTURE DAY PERFECTION with GOOGLE HMH Into 2nd Grade Reading



**SEQUENCE OF EVENTS WITH PICTURE DAY PERFECTION**  
Move and place the events into the correct order.

1
His mom had made him picture day pancakes. Then there was a syrup disaster and it spilled all over him. On the bus he got in trouble.
3
4

Click! The picture was ruined! His mom says it's his best picture ever!

He planned for months. He was going to have the perfect school picture. He took his shirt out of the bottom of the hamper it was stinky and stained.

emilyEDUCATION

# How does it work?





- Everything is a google slide document for the students
- You are provided with a PDF with clickable links to the activities. You will click the link, make your own copy, which you can send out and assign to your students.
- The PDF also contains answer keys to all the move and place activities for that lesson

*emily*  
EDUCATION ✂

# What activities are in each lesson?

1. Match the Vocabulary of the week.


**MATCH THE VOCAB!**

Word	Definition	Sentence
compliment 		Type vocab word in a sentence here
elected 	has been chosen for the job by others	Type vocab word in a sentence here
local 		Type vocab word in a sentence here
mock 		Type vocab word in a sentence here

the area that you live













a nice thing to say to someone

something that is not real




2. Phonics- Match the word to the picture.

**MATCH THE SPELLING WORDS**

					
	rest				
					
			net		



















frog hum shut melt left dot  
plum mug yes



# What activities are in each lesson?

3. Spelling/ Phonics- Sort the spelling words.

### SORT THE SPELLING WORDS

Short o 	Short u 	Short e 
		 
       	  	

© 2014 Emily © All Rights Reserved


4. Type the Spelling Word in a sentence.

### TYPE A SENTENCE- SPELLING

Directions: Type each spelling word in a sentence.

Word	Sentence
cake	Type Here
mine	Type Here
plate	Type Here
size	Type Here
grape	Type Here
prize	Type Here
wipe	Type Here
race	Type Here
line	Type Here

© 2014 Emily © All Rights Reserved




# What activities are in each lesson?

## 5. ABC Order H.F. Words

**PLACE HIGH FREQUENCY WORDS IN ALPHABETICAL ORDER**

1.	do	9.		
2.		10.		
3.		give	he	said
4.		seven	upon	
5.		line	walk	
6.		set	sure	
7.				
8.				




© 2015 Ink Express © Ink Express

## 6. Type the H.F. word in a sentence.

**TYPE A SENTENCE- H.F. WORDS**

Directions: Type each high frequency word in a sentence.

Word	Sentence
do	Type Here
walk	Type Here
sure	Type Here
give	Type Here
he	Type Here



© 2015 Ink Express © Ink Express

# What activities are in each lesson?

7. Comprehension Activities-  
Varies depending on story

## SEQUENCE OF EVENTS WITH PICTURE DAY PERFECTION

Move and place the events into the correct order.

1


His mom had made him picture day pancakes. Then there was a syrup disaster and it spilled all over him. On the bus he got in trouble.

3

4

Click! The picture was ruined! His mom says it's his best picture ever!

He had planned for months. He was going to have the perfect school picture. He took his shirt out of the bottom of the hamper it was stinky and stained.



8. Comprehension Activities-  
Varies depending on story

## AUTHOR'S PURPOSE WITH SPOON

Move the oval over whether you think the author was trying to persuade, inform, or entertain. Then answer the questions.

PERSUADE    INFORM    ENTERTAIN

What was the lesson the author is trying to teach you?  
Type Here

What did you like most about the story Spoon?  
Type Here

