













Unit 1 Lesson 1 Google HENRY & MUDGE Seesaw Journeys 2nd Grade

MATCH THE SPELLING WORDS

	jam				
	dig		glad		
					
					

flat fix if kit sad rip win mask list

© 2020 Linda Ward Beech, Q1 Linda Education



Unit 1 Lesson 1 Google HENRY & MUDGE Seesaw Journeys 2nd Grade

PLACE HIGH FREQUENCY WORDS IN ALPHABETICAL ORDER

1.	around	9.	
2.	be	10.	
3.			
4.			
5.			
6.			
7.			
8.			


or

take

until help

five pull

next walked



© 2020 Emily Eaton © Emily Education



Click the Link

ADD IT TO GOOGLE OR SEESAW

Journeys 2nd Grade

for At-Home Learning Teacher!

These instructions to be able to access and use different Google Slides Files in this product. They can make their own copies. You will want to have it in your Google Classroom!

Vocab Matching Activity- Student draw word/image and then type a sentence in document):





<https://docs.google.com/presentation/d/1M/copy>





High Frequency Word Activity- Student draw word in alphabetical order. Student draw word in Google Slides in Google Classroom!

Comprehension Activities- Student also copy and paste in Google Slides in Google Classroom!

emily EDUCATION

Answer Keys for Move and Place Activities

MATCH THE VOCAB!		
Word	Definition	Sentence
curly 	having hair or fur that curls	
weighed 	how heavy something or someone is	
straight 	not having curves, bends, or angles	
collars 	a band that fits around a dog's neck	

MATCH THE VOCAB!		
Word	Definition	Sentence
stood 	in an upright position	
drooled 	saliva coming out of mouth	
row 	a straight line of people or things next to each other or happen in a certain order	
floppy 	soft and flexible	

10. until walked

OF EVENTS
Y & MUDGE
s into the correct order.

asked for a dog.

wasn't curly
d Mudge.

a row.

ighed 180







Unit 1 Lesson 1 Google

HENRY & MUDGE Seesaw

Journeys 2nd Grade

HENRY

Type Here

	jam	
	dig	
		

Word

curly



weighed



how h
some

straight



collars



a bar
dog's

WITH HENRY & MUDGE

Move and place the events into the correct order.

Henry wanted a friend and asked for a dog.

2

3

When Mudge was done growing he weighed 180

TYPE A SENT

Directions: Type

Word	Sent
around	Type He
be	Type He
five	Type He
help	Type He
next	Type He

TYPE A SEN

Directions: T

Word	Sent
sad	Type He
dig	Type He
jam	Type He
glad	Type He
list	Type He
win	Type He
flat	Type He
f	Type He

SHORT THE

Short a

as

sad

fix

picnic

flat

glad

h

PLACE HIGH FREQUENCY WORDS IN ALPHABETICAL

1.

around

2.

be

3.

4.

5.

6.

7.

8.

9.

10.

or

take

until

help

five

pull

next

walked