


Unit 1 Digital BUNDLE

SEESAW
GOOGLE™

Journeys 1st Grade

WHO IS BEING HELPED?
Good Pal



TYPE A SENTENCE
Directions: Type










Word	Sentence
and	Type Here
be	Type Here
help	Type Here
play	Type Here

MAIN IDEA
WITH V
Move and place the main idea.

MAIN
A pal is

DETAILS





MATCH THE SHORT A WORD

FISHING FOR H
Directions: Find the following High Frequency words. Then place the word in the fish.

five
hi
un



MATCH

Word	Illustration
fun	
pal	
pet	
what	

SHORT A
Short a

am sat

STARTING S
n d p





GOOGLE™ / SEESAW™

Unit 1 Lesson 1
WHAT IS A PAL?
Journeys 1st Grade

WHO IS BEING A GOOD PAL?

Good Pal	Not Good Pal
	

Illustration of two children, a girl and a boy, standing next to the tablet.

Unit 1 Lesson
THE STORM
Journeys 1st Grade

UNDERSTANDING CHARACTERS WITH THE STORM

Tim ran to Pop when he came.

Pop has a smile on his face when Tim is after.

Tim is scared of storms. Tim does not like storms.

Read what happened in the text to the right, then decide which of the cards below match by what it tells you about the character.

Pop seems about Tim. He is happy to see Tim. Pop Tim is excited to see Pop. Tim really likes Pop.

Illustration of a storm cloud with rain and a lightning bolt, and a boy with a umbrella.

Unit 1 Lesson 3
CURIOUS GEORGE AT SCHOOL
Journeys 1st Grade

SEQUENCE OF EVENTS WITH CURIOUS GEORGE AT SCHOOL

Move and place the events into the correct order.

- 1
- 2
- 3
- 4
- 5

George makes an even bigger mess with the map.

George finds a map to clean up the mess.

George makes a big mess.

Illustration of Curious George the monkey.

Unit 1 Lesson 4
LUCIA'S NEIGHBORHOOD
Journeys 1st Grade

MATCH THE VOCAB!

Word	Definition	Sentence
Lucia		
book		
car	a vehicle that has 4 wheels, and engine, and is used for carrying passengers.	
firefighter's		

The main character in the selection that shows us her neighborhood.

a set of printed sheets of paper that are held together by a cover.

Illustration of a girl's face and a book.

Unit 1 Lesson 5
GUS TAKES THE TRAIN
Journeys 1st Grade

SEQUENCE OF EVENTS WITH GUS TAKES THE TRAIN

Move and place the events into the correct order.

- 1
- 2
- 3
- 4
- 5

Gus ran to get on the train.

Mr. Gator helped Gus get on the train.

Gus went to Peg and they became friends.

The train was full. The conductor put Gus' bag up.

Illustration of a train.





How does it work?

- Everything is a google slide document for the students
- You are provided with a PDF with clickable links to the activities. You will click the link, make your own copy, which you can send out and assign to your students. For Seesaw, you click the links in the Seesaw PDF and add them to your Seesaw Library
- The PDF also contains answer keys to all the move and place activities for that lesson

What activities are in each lesson?


1. Match the Vocabulary of the week.

MATCH THE VOCAB!

Word	Definition	Sentence
fun 		Type the Vocab Word in a sentence here
pal 	a close friend	Type the Vocab Word in a sentence here
pet 		Type the Vocab Word in a sentence here
what 	used to ask for information about someone or something	Type the Vocab Word in a sentence here













someone or something that is enjoyable

an animal that a person keeps as a companion



2. Phonics- Match the word to the picture.

MATCH THE SHORT A WORDS

					
			dad		
	map				
			sat		

cap

fan


tap

van

meat

man




mat




What activities are in each lesson?

3. Spelling/ Phonics- Sort the spelling words.

SORT THE SPELLING WORDS

Short a 	Not Short a 
<div>am sat</div>	<div>fix </div>
<div>if at cot dad hip man mop cut mat</div>	




© 2013 The Literacy Coach

4. Type the Spelling Word in a sentence.

TYPE A SENTENCE- SPELLING

Directions: Type each spelling word in a sentence.

Word	Sentence
am	Type Here
at	Type Here
sat	Type Here
man	Type Here
dad	Type Here
mat	Type Here



© 2013 The Literacy Coach

What activities are in each lesson?

5. Fishing for High Frequency Words

FISHING FOR HIGH FREQUENCY WORDS

Directions: Find the following High Frequency Words in the water: and, be, help, play, with, you.
Then place them in the box below the water.

© 2015 The Literacy Link

6. Type the H.F. word in a sentence.

TYPE A SENTENCE- H.F. WORDS

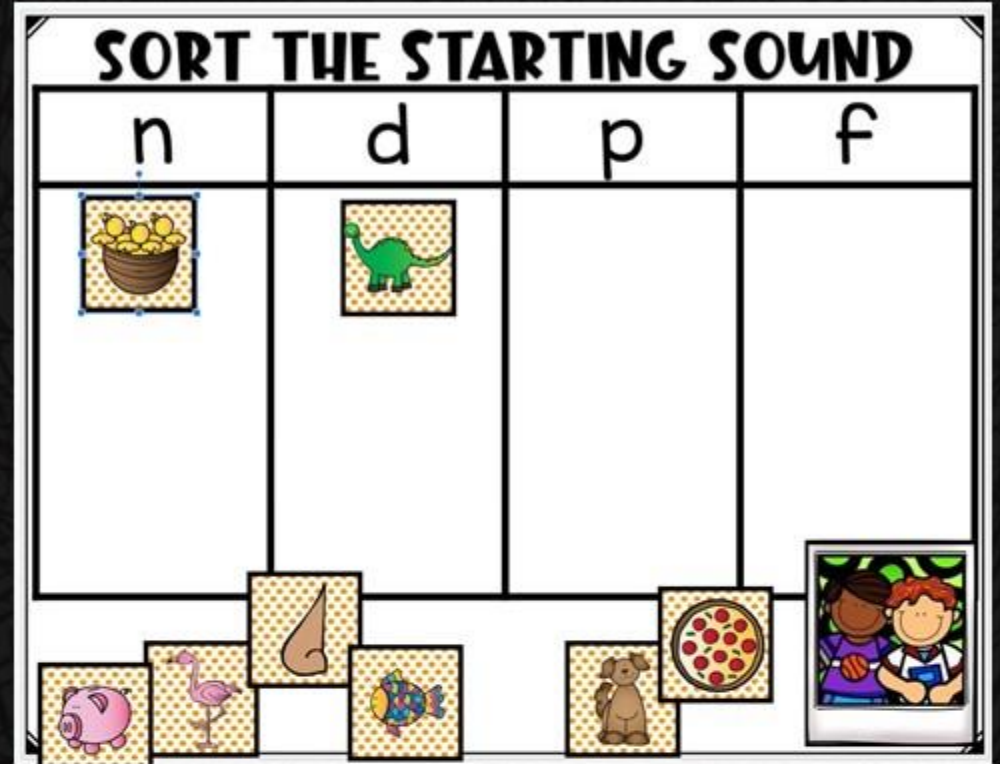
Directions: Type each high frequency word in a sentence.

Word	Sentence
and	Type Here
be	Type Here
help	Type Here
play	Type Here
with	Type Here
you	Type Here

© 2015 The Literacy Link

What activities are in each lesson?

7. Additional phonics slide for varying activities depending on week.



8/9. Two different comprehension type activities that have to do with the week's selection. Images provided at the right are examples from Lesson 1.

