

Read it!




emilyEDUCATION



Color the picture.



Color the Letter
Z Red




Letter Z


Worksheets

Name: Emily

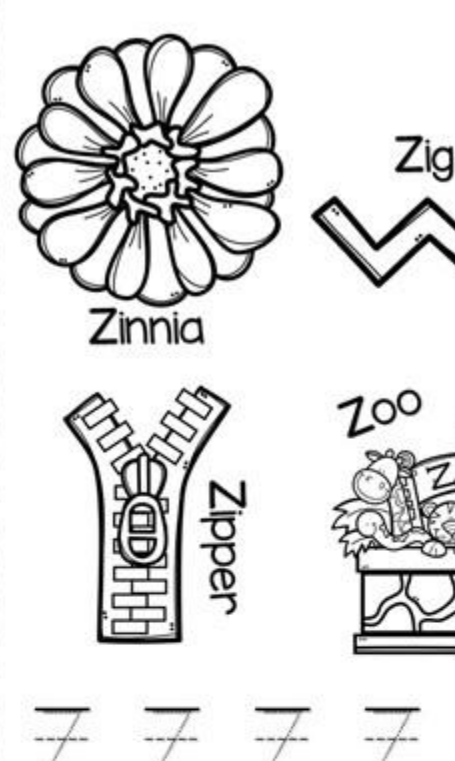
EDUCATION
Created for the classroom



Name: _____



Name: _____



Zinnia

Zipper

Zoo

Zig

Z z z z

Name: _____



zebra


zucchini

zero

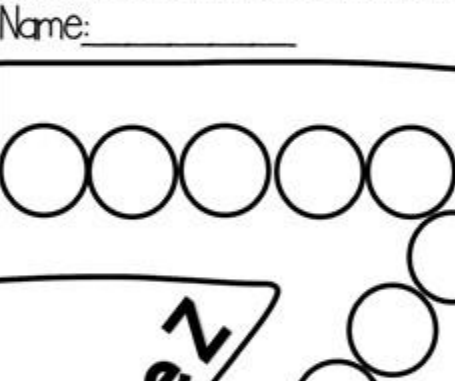
zoom

Z z z z z z

Name: _____

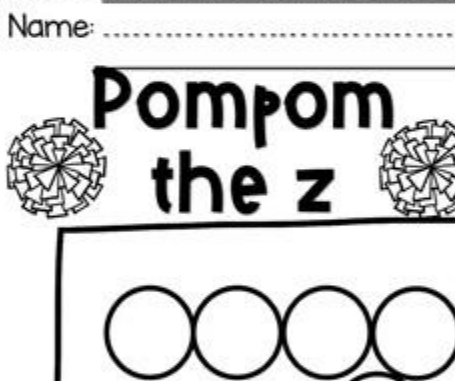


Name: _____



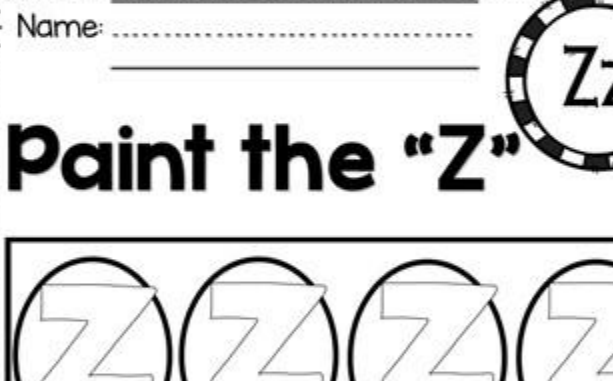
Name: _____

Pompom the z



Name: _____

Paint the "Z"



LETTER Z

Upper & Lowercase

Name: *Emily*
EDUCATION
 Creativity for the classroom

Paint the "z"

zestful!

zealous!

Dot the "Z"

Name: _____

Z	K	Z	V
Z	Z	P	B
D	Z	X	Z
T	Z	Z	Z
Z	K	Z	X
G	Z	A	Z

Letter Z Practice

Name: _____

Read it!

Color the Letter Z Red

Z	Z	X
C	Z	Z
N	Z	S
Z	A	Z

Trace it!

Dot the "Z"

Name: _____

B	Z	Z	Z	O
R	C	Z	Z	Z
Z	Z	X	A	Z
Z	E	I	T	Z
C	Z	O	Z	S
Q	y	Z	Z	Z

Dot the "z"

Name: _____

z	h	z	c
x	b	z	z
z	z	z	z

ROLL AND TRACE!

Name: _____

Directions: Roll the die. Which ever number it lands on trace over a letter in that column. Keep roll until all squares are traced.

z	z	z	z
z	z	z	z

ROLL AND TRACE!

Name: _____

Directions: Roll the die. Which ever number it lands on trace over a letter in that column. Keep roll until all squares are traced.

z	z	z	z
z	z	z	z

Letter z Practice

Name: _____

(lowercase z)

Read it!

Color it!

LETTER Z

Upper & Lowercase