Interactive Journal "What is a Verb?" Page

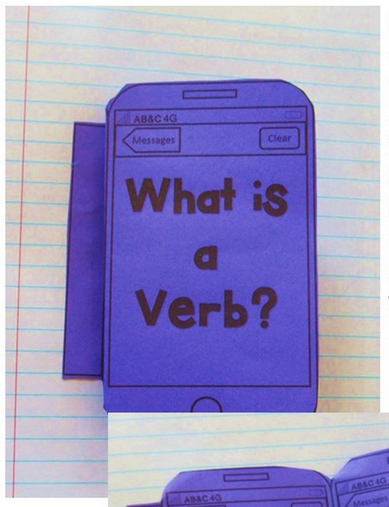

Directions: Students write in the definition of a verb. They then write examples of verbs in the correct iPhone. It will fold out like an accordion. Students only put glue on the little tab that sticks out.

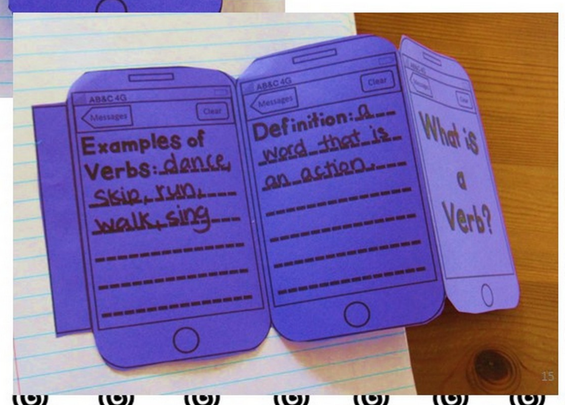

©Emily Barnes 2016

Scissor Spelling in ABC Order

Directions: Put the spelling words in ABC Order below. Then pick 7 of them, and put them in sentences on the back.

math, toast, easy, socks, Friday, stuff, paid, cheese, June, elbow, program, shiny, piles, sticky

Table of Contents

1. Vocab Flip-Flap p.5-9
2. ABC Order Spelling p.10-11
3. Questions for Max Page p.12
4. Interactive Journal Suffixes -er and -or Page p.13-14
Interactive Journal "What is a Verb?" Page p.15-16
5. Sequence of Events Max's Words Mobile p.17-23
7. I wish I could collect... writing page p.24
8. ____ Words Page p.25
9. Spelling Practice p.26-27
10. Comprehension Tri-Fold p.28-29
11. Thanks + Credits p.30

Interactive Journal Page for -er and -or

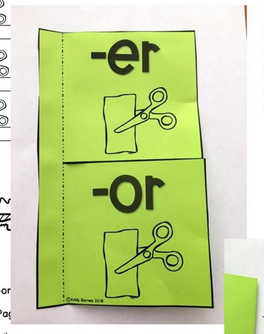

Directions: Under the flaps students write what the suffix means, and example of the suffix a sentence.

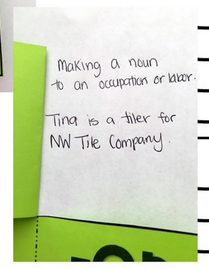

Definition:	Draw a picture something would collect:
Definition:	Draw a picture of somethin is scrambled:
Definition:	Draw a picture of someone orders:
Definition:	Draw a picture of something sorted:

Directions:

Print mobile pages on bright colors. Students write out the sequence of events on the writing portions, on the other side they draw a picture that represents that part of the story. They then glue the pieces together with a piece of yarn in the middle. Use yarn, as thinner string will not stay in as well. You then whole punch and tie the yarn pieces to the top part of the mobile or you can tape them to the back side.

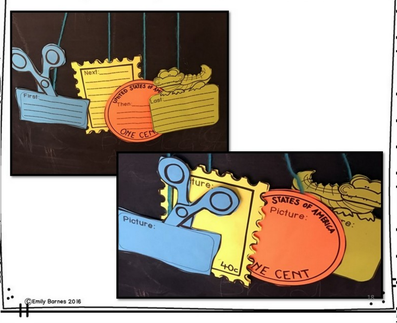

©Emily Barnes 2016

Definition:	Draw a picture of ragged:
Definition:	Draw a picture of something happening rapidly:
Definition:	Draw a picture of cotinued:
Definition:	Draw a picture of something that darted in front of you before:

Max's Words

Journeys 3rd Grade Unit 2, Lesson 6

Name:_____ Date:_____

Spelling Sentences

1. _____
2. _____
3. _____
4. _____
5. _____
6. _____
7. _____

©Emily Barnes 2016



Print pages two sided. You should have 2 vocab foldables to accommodate all 8 words. If your students are struggling with the definition portion make sure you have kid friendly dictionaries readily available for them to use. You could also come up with the definition together as a class.





Sequence of Events Mobile



©Emily Barnes 2016

Explanation of Pack

Vocab Flip-Flap- Print these pages two sided. Students fold these pages "hot dog" ways. They fill out the flip flap accordingly. If they are struggling with the definition portion, they can look it up in the glossary at the back of their book.
ABC Order Spelling- Students put the spelling words in alphabetical order. When they are done the pick 7 of the words, and put it in sentences on the back
Questions Page- Students write down questions they have for the character Max on this page.
Interactive Journal Suffixes -er -or Page- Under the flaps students write what the suffix means, and examples of the suffix in words.
Interactive Journal "What is a Verb?" Page- Students write in the definition of a verb. They then write examples of verbs in the correct iPhone. It will fold out like an accordion.
Sequence of Events Mobile- This is a craft where students practice writing out, and drawing pictures of the sequence of events of the story.
I wish I could collect...-This is a writing page where students reflect and think of things they could collect. I suggest having them share with a partner after.
_____ Words Page- Students collect words from magazines and make sentences on this page.
Spelling Practice- You will need a die for this activity. Students will roll to find out what spelling word to write. They keep going until all squares are filled. They also pick some of the words, and put them into sentences.
Comprehension Tri-Fold- Print two sided and fold like a brochure. Students fill this out about the story.

What did Max make with the words? Explain:

_____

Draw a picture:

What happens at the end of the story?:

_____

Max's Words

By. Kate Banks

Use the story to answer the different questions.

Name:_____

Click, Clack, Moo Cows That Type by: Doreen Cronin

Name:_____ Date:_____

Questions for Max

Write down any questions you have for the character Max below.

©Emily Barnes 2016

Put it in a sentence:	1. collect
Put it in a sentence:	2. scrambled
Put it in a sentence:	3. orders
Put it in a sentence:	4. sorted

_____ Words

Directions: Cut out words from magazines and newspapers and make sentences below.

Roll a Spelling Word Name:_____

paid cheese June elbow shiny piles

Name:_____

Put it in a Sentence!

Once you have filled the "Roll a Spelling Word" side, put each word in a sentence below.

1. _____
2. _____
3. _____
4. _____
5. _____

Roll a Spelling Word Name:_____

math toast easy socks stuff

Put it in a Sentence!

Once you have filled the "Roll a Spelling Word" side, put each word in a sentence below.

1. _____
2. _____
3. _____
4. _____
5. _____

collected in the story Max's Words?:

Draw a picture:

collecting words?

Draw a picture:

Draw a picture:

Put it in a sentence:

6. rapidly

7. continued

Put it in a sentence:

8. darted

Name:

I wish I could collect...

Directions: Draw a picture and write down what you wish I could collect

©Emily Barnes 2016

CCSS.ELA-Literacy.L.3.1
Describe the relationship between a series of historical events, scientific ideas or concepts, or steps in technical procedures in a text using language that pertains to time, sequence, and cause/effect.
This is addressed in the sequence of events.
CCSS.ELA-Literacy.L.3.3
Identify and know the meaning of the most common prefixes and derivational suffixes.
This is addressed in the suffixes interactive journal.
CCSS.ELA-Literacy.L.3.3
Know spelling-sound correspondences for common consonant digraphs.
This is addressed in the spelling activities.
CCSS.ELA-Literacy.L.3.1.a
Explain the function of nouns, pronouns, verbs, adjectives, and adverbs in general and their functions in particular sentences.
This is addressed in the verbs interactive journal page.

Emily EDUCATION
Creativity for the classroom