


Now &

Ben

Journeys
2nd Grade
Unit 6
Lesson 30
Activities



Activities

do you use today?

How is Ben Franklin's Long Arm different from the grabber today?

Why did daylight a

Draw a picture:

My Dicto Entry Book



This can be done a couple different ways. If you wish to simply have the students do the invention project, at home I have provided a table for creating the project to present.

OR

The project could be done in class. I would set up 16 morning work first thing to be working for 1 week. Have students record in their "Invention Journal". Have them write and draw pictures of different things they want to invent. Assign to them that all inventions just start with ideas that is written and drawn on a sheet. Then on Friday have students "show" their invention. You will have them draw it out and write about it once finished. I have provided the pages for this. If you could provide them with materials to make a model with that their ideas are more likely to be successful. You may also use the table for creating the project to present.

How do you know?



Use the week's materials to answer the different questions.

Prepositions

Put in a sentence:

Put in a sentence:

Put in a sentence:

Put in a sentence:

Put in a sentence:

5. designed

6. composed

7. amounts

8. result

1. inventions

2. accomplishments

3. remarkable

4. achieve

My Dictionary Entry Booklet

Directions: Print the title page on composition paper. Then print out the dictionary entry pages as many copies as you want. Give your students to do. Then check them into the binder. They may put it into a pocket. I suggest doing it over the week. One thing that you can do is to have them write the words of the week. You can also have them write the words of the week. You can also have them write the words of the week. You can also have them write the words of the week.



My Invention Journal



By High Frequency Word. Students practice the words of the week in this "Color Me By" dictionary entry booklet. This is an activity where students make a dictionary entry for a word. They are to write the definition of the word. They are to write the word in the dictionary. They are to write the word in the dictionary. They are to write the word in the dictionary. They are to write the word in the dictionary.

NOW & BEN

Supplement Activities
Journeys 2nd Grade
Unit 6 Lesson 30

Created by Emily Barnes

Emily Barnes 2018

Table of Contents

1. Roll a Spelling Word p.5-7
2. Vocab Flip-Flaps p.8-11
3. List of Prepositions Sheet & Write Using Prepositions p.12-13
4. Color Me By High Frequency Word p.14
5. My Dictionary Entry Booklet p.15-16
6. Compare and Contrast Now and Ben Diagram p.19
7. Now and Ben Tri-Fold p.20-21
8. My Invention Project & Booklet p.22
9. Spelling and High Frequency Word p.23-30
10. Thanks + Credits p.31

Frequency Word

Color the by high frequency word.

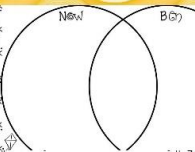
Dark Brown - chest
Light Brown - door
Yellow - floor
Black - eyes
White - hair

Roll a Spelling Word

How to play: Roll your dice. What number of letters that it lands on? What spelling word you need to write down. Keep rolling until all squares are filled.

Created by: _____

Spelling Word: _____



Will be creating is: _____

Parent Signature: _____

The kind of invention will be creating is: _____

Draw a picture: _____

My Invention Project

I have been reading about Ben Franklin and his inventions. I have an invention project due. I need to think of an invention of my own. I need to make a model or drawing of my invention. I need to display what my invention will do. I need to return the sheet with my invention drawing. I need to prepare and teach my class about my invention. My presentation needs to be 5 minutes long.

keeps speed seen means

Frequency Word

Color the by high frequency word.

Dark Brown - chest
Light Brown - door
Yellow - floor
Black - eyes
White - hair

Write a definition: _____

Draw a picture: _____

Write a definition: _____

Draw a picture: _____

Write a definition: _____

Draw a picture: _____

Write a definition: _____

Draw a picture: _____

Focus Wall Posters

Adjectives

A describing word.



The pig likes to play in the **dirty** mud.

©Cindy Barnes 2015

Adverbs

Adverbs tell us when, where, how or in what manner an action is performed.



The girls like to play **inside** the classroom.

©Cindy Barnes 2015

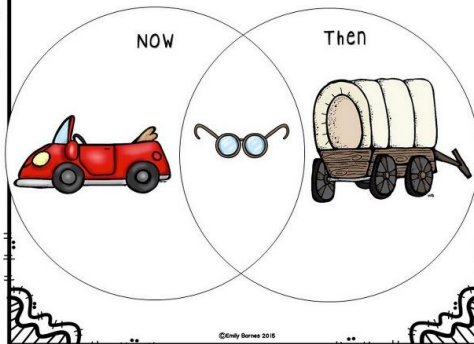
seated	keeps	green	snow
speed	seen	peace	below
means	clean	almost	from
groan	roast	money	door
bowls	crow	years	together
owe	grown	sometimes	pushed



achieve
composed
remarkable
amounts

Compare + Contrast

different- not the same as something else.
same- things that are very like each other in some way.



©Cindy Barnes 2015

Root words

A word without a prefix or a suffix.



Rate:

Adjust Rate to Purpose
The speed that a reader is reading should match the text.



accomplishments 

inventions 

result 

designed 

©Cindy Barnes 2015

Long e
ee, ea

