


Parallel or Perpendicular Activities

Contains:

- 1 Board Game to practice what parallel and perpendicular lines are
- Worksheets for parallel and perpendicular lines



Created by Emily Education

SAMPLE

Teacher Instructions

For best success cut out and laminate all pieces. For the board game use the pencils below for game pieces.



SAMPLE



SAMPLE

Emilyeducation.blogspot.com

Start

Finish

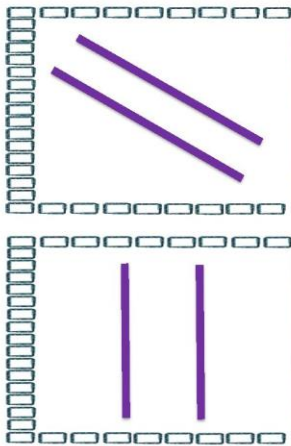
Parallel or Perpendicular?

Directions:

It is a pencil race! Get your pencil to the finish. Draw a card. If your card shows perpendicular lines then move ahead 2 spaces. If your card shows parallel lines then move ahead 1 space. When you are finished draw a card to see if the parallel and perpendicular lines you see on your recording sheet.

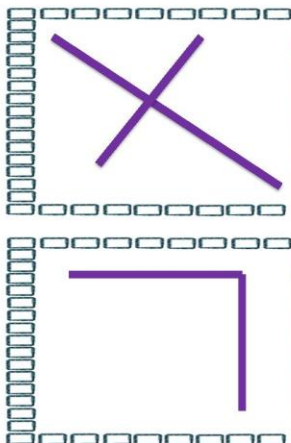
Copyright Emily Education

SAMPLE



Skip a turn

Skip a turn



Move back 1 space

Move back 1 space

SAMPLE

Go back to start

Go back to start

Parallel or Perpendicular?

Directions Draw pictures of the different lines you see under the appropriate name.

Perpendicular	Parallel
1.	1.
2.	2.
3.	3.
4.	4.

Created by Emily Education

Draw a picture of parallel lines you find in your classroom:

Draw a picture of perpendicular lines you find in your classroom:

Parallel Lines

Draw a picture of parallel lines you find in your classroom:

What are parallel lines?

Draw a picture of perpendicular lines you find in your classroom:

Draw a picture of perpendicular lines you find in your classroom:

Perpendicular Lines

Draw a square and trace the perpendicular lines:

What are perpendicular lines?

Thank you for your
purchase!

~Emily Education~

<http://www.emilyeducation.blogspot.com/>

<http://www.teacherspayteachers.com/Store/Emily-Education>

Clip Art and Borders by:



Krista Wallden: <http://www.teacherspayteachers.com/Store/Krista-Wallden>

Font by:

Lovin Lit <http://www.teacherspayteachers.com/Store/Lovin-Lit>