



SEESAW ACTIVITIES



Silent







1. 

pass	cake	fire

2. 

pin	hive	cave

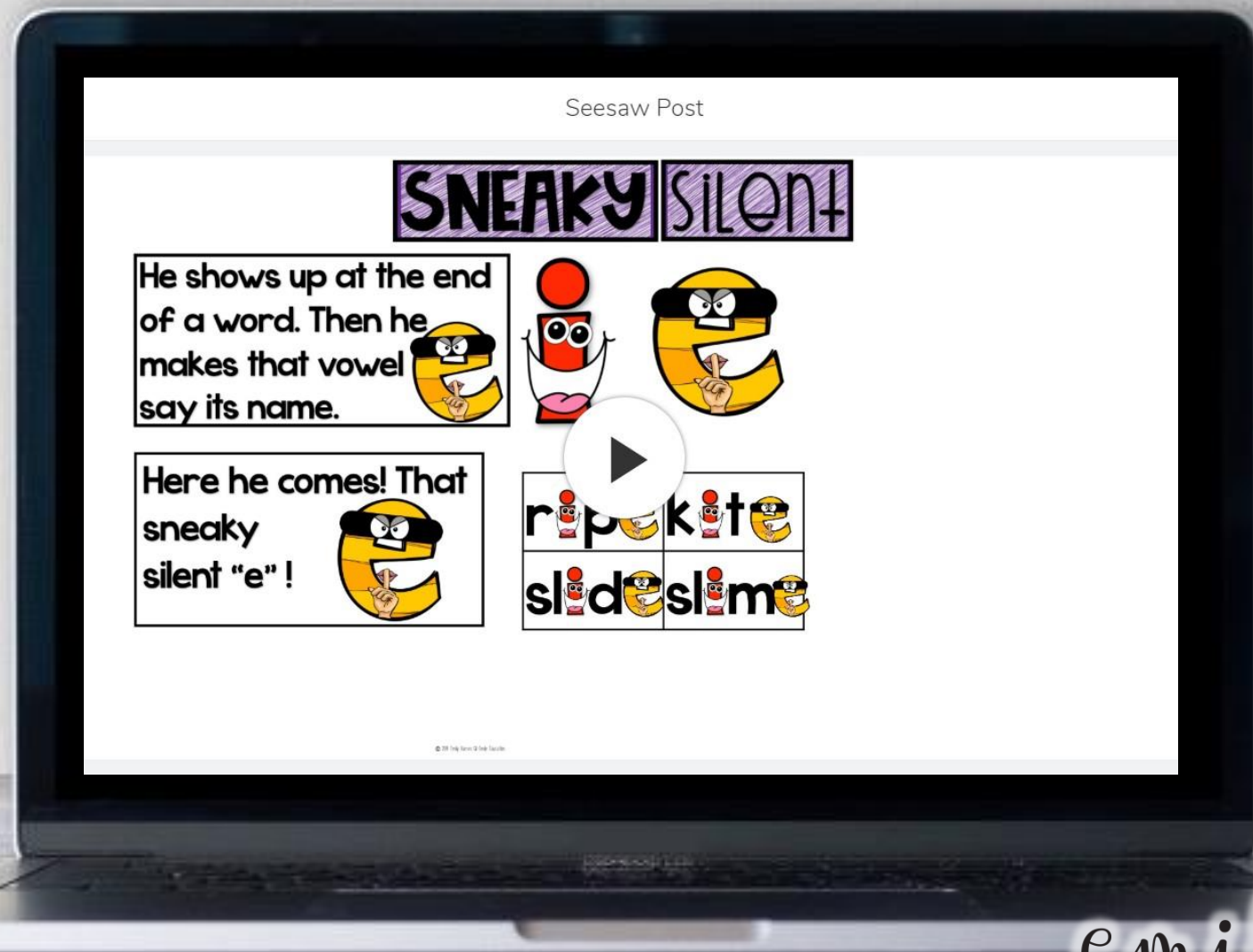
 Clip the long i word that matches the picture.
 2. Say the long i word out loud.
3. Record the long i word on your recording sheet.

© 2020 Emily Education. All rights reserved.




VIRTUAL ANCHOR CHARTS PRE-RECORDED FOR LONG



JUST CLICK THE LINK IN THE PDF AND ADD IT TO YOUR LIBRARY!

by emily EDUCATION

Just click
and add
to your
Seesaw
Library!



a Virtual
Learning
Experience!

Recording Sheet:

RECORDING SHEET

cake	2. cave	3. g
ace	5. tape	6. ca
te	8. date	9. lake
	11. wave	12. wave

RECORDING SHEET

2. hive	3. lime
5. pipe	6. pipe
8. time	9. time
12. slide	

Learning Teacher!
into seesaw. Then click the links below
these activities to your Seesaw library
The link contains a video of my voice w
concept that is practiced in the Pin it
about the silent e with a or i, then
pin it activity includes a recording
record their voice saying the w



Click Here
for Sil

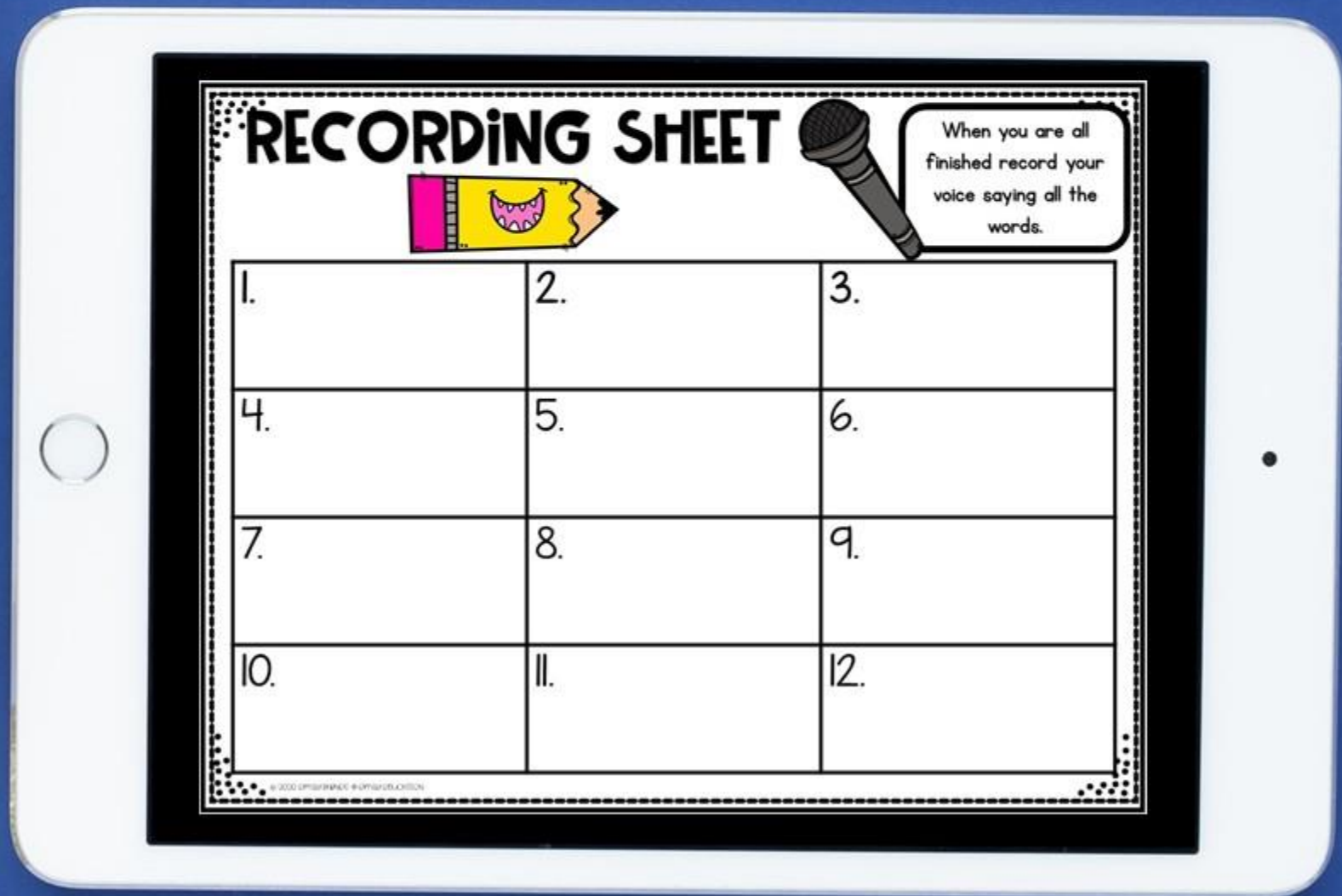
Click here
for Silent e w

© 2020 emily edwards @ emily education

© 2020 emily edwards @ emily education

© 2020 emily edwards @ emily education

PIN it! CENTERS WITH RECORDING SHEET



RECORDING SHEET

When you are all finished record your voice saying all the words.

1.	2.	3.
4.	5.	6.
7.	8.	9.
10.	11.	12.

© 2020 EMILY HARRIS - @EMILYHARRIS.EDU