

# SEESAW ACTIVITIES

# Silent with &


1.



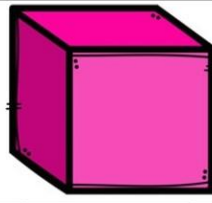
cone

cake

dune



2.



cube

hive

cave



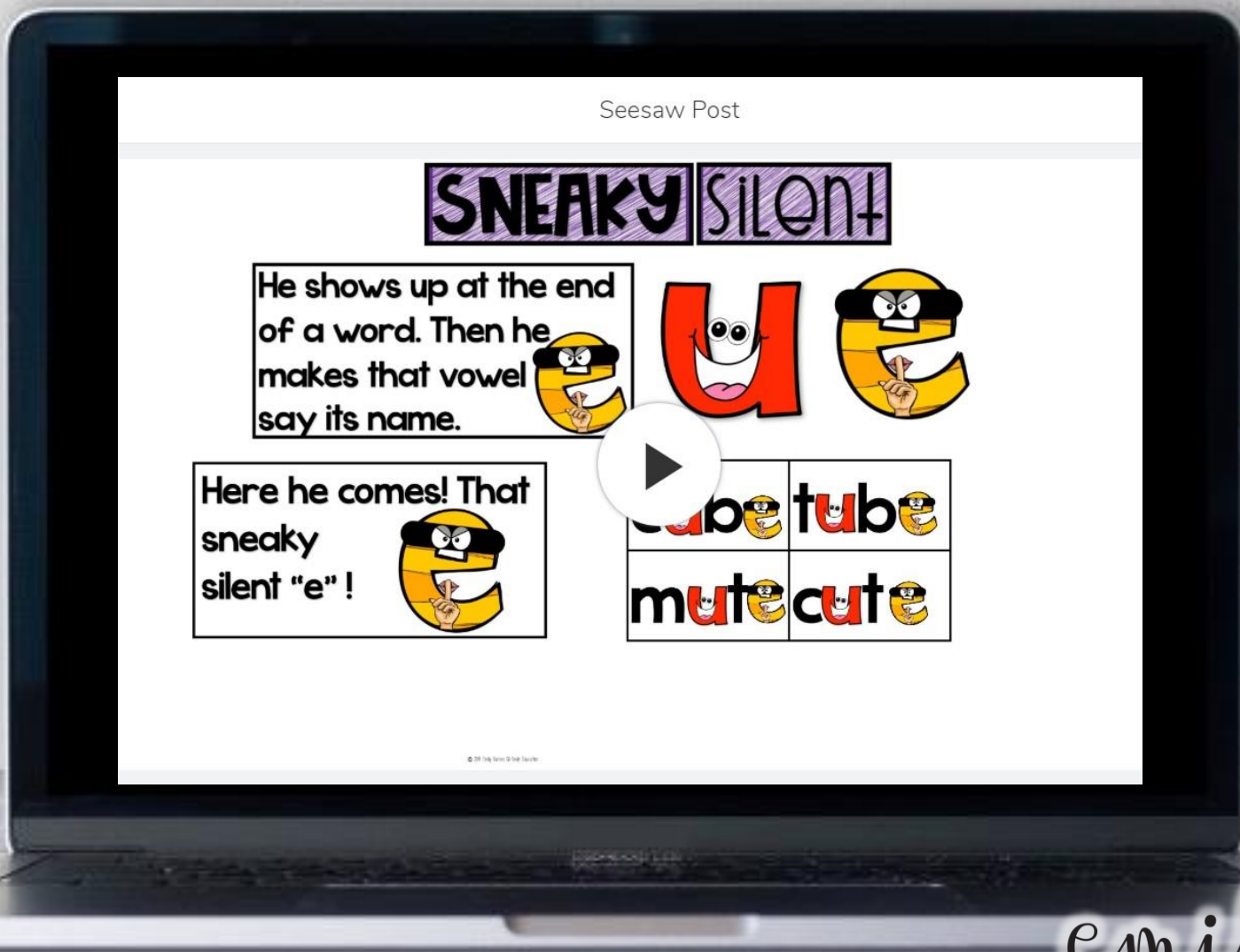
- Clip the **U** word that matches the picture.
2. Say the long u word out loud.
  3. Record the long u word on your recording sheet.



© 2020 emilyeducation.com



# VIRTUAL ANCHOR CHARTS PRE-RECORDED FOR LONG O & U





# JUST CLICK THE LINK IN THE PDF AND ADD IT TO YOUR LIBRARY!

SILENT E  
by emily EDUCATION

Just click and add to your Seesaw Library!



a Virtual Learning Experience!

Recording Sheet:

RECORDING SHEET	
cone	2. globe
rose	5. hole
bone	8. bone
scissors	12. n

RECORDING SHEET

cube	3. flute
5. tube	6. tube
8. mute	9. mule
12. huge	

Learning Teacher!  
to seesaw. Then click the links below to add these activities to your Seesaw library

link contains a video of my voice with the concept that is practiced in the Pin it activity about the silent e with o or u, then record their voice saying the word



Click Here for Site



# PIN IT! CENTERS WITH RECORDING SHEET



**RECORDING SHEET**

When you are all finished record your voice saying all the words.

1.	2.	3.
4.	5.	6.
7.	8.	9.
10.	11.	12.

© 2020 EMILY HARRIS - @EMILYHARRIS.EDU