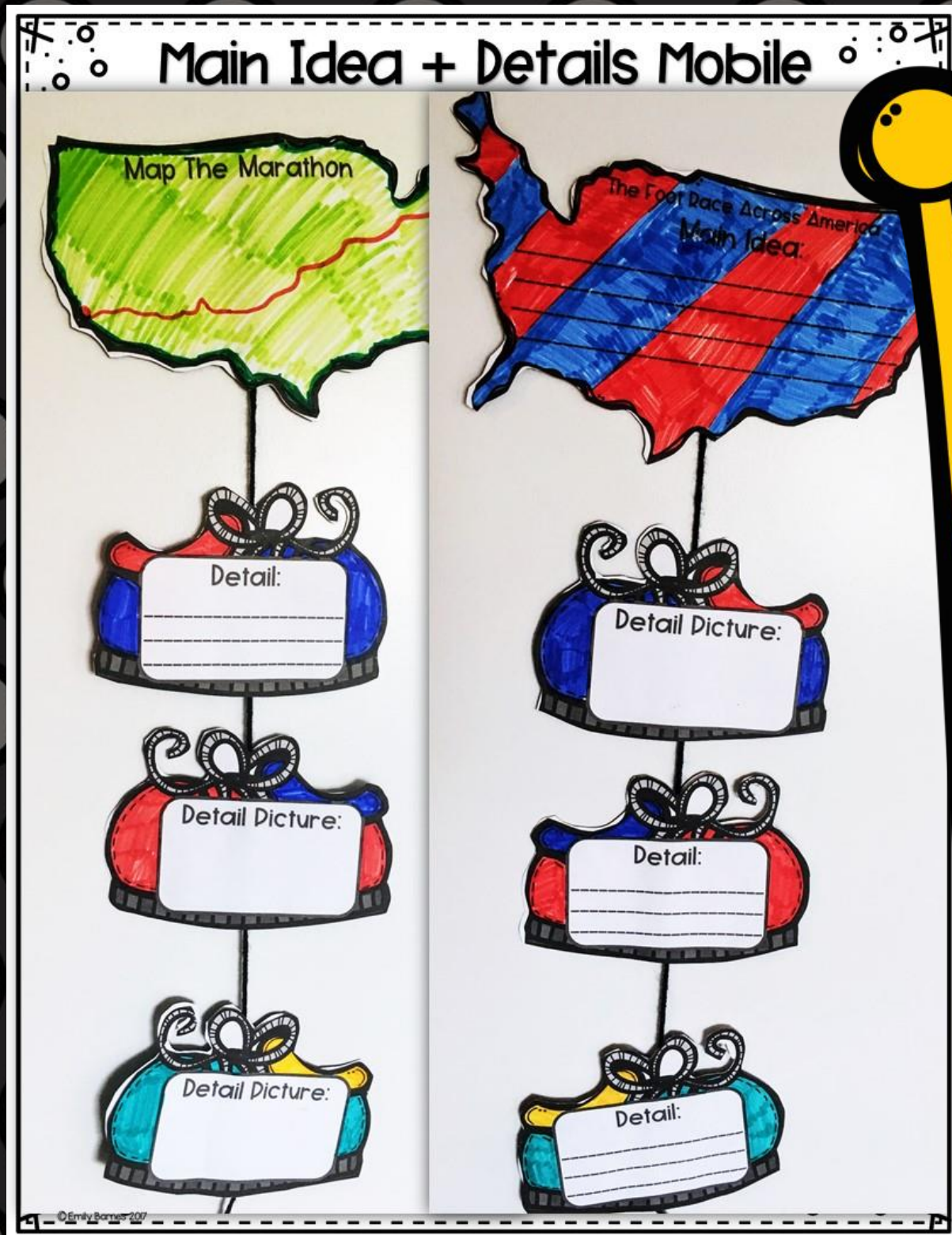


The Foot Race Across America



Adorable Main Idea + Details Mobile



No Prep Printables



Emily
EDUCATION
Creativity for the classroom

Name: _____

ABC ORDER SPELLING

Directions: Put the words in ABC Order below. Then pick 7 words, and put them in sentences on the back.

person, help Monday, enjoy Sunday, garden, umpire

1. 2. 3.

5. 6. 7.

9. 10. 11.

13. 14.

Name: _____

Roll a Spelling Wheel

Directions: Roll the die. Which ever number it lands on the word under the correct column. Keep rolling until filled.

•	••	•••	••••
umpire	herself	after	under


Name: _____

Read it!	Trace it!	Write it!
1. person	person	
2. helmet	helmet	
3. until	until	
4. carpet	carpet	
5. Monday	Monday	
6. enjoy	enjoy	
7. Forget	Forget	

Name: _____


Read it!	Trace it!	Write it!
1. umpire	umpire	
2. herself	herself	
3. after	after	
4. under	under	
5. expect	expect	
6. wisdom	wisdom	
7. principal	sincere	
8. proud	proud	
9. announced	announced	
10. advice	advice	
11. loyal	loyal	
12. ability	ability	

Comprehension Tri-fold



You could use this a couple of different ways; you could have them do it together in small groups or you could also use it as an informal assessment at the end.

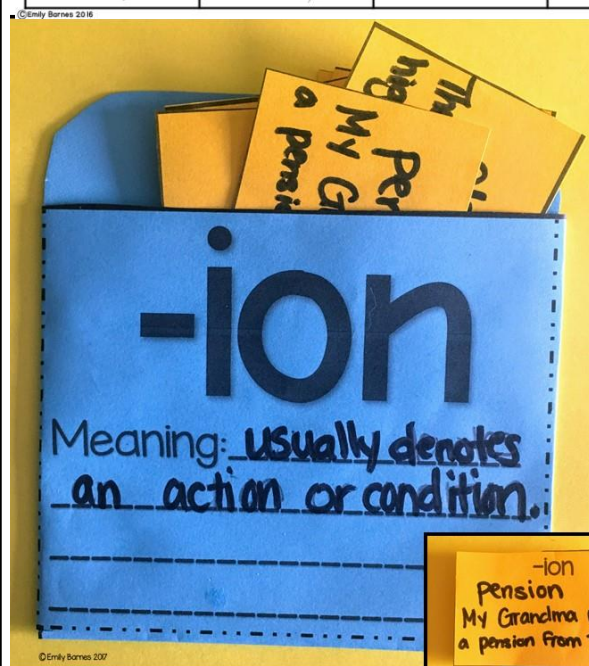
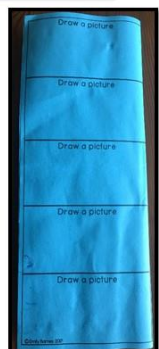

Print two-sided and fold like a brochure.



Vocab Flip-Flap HOW it WORKS

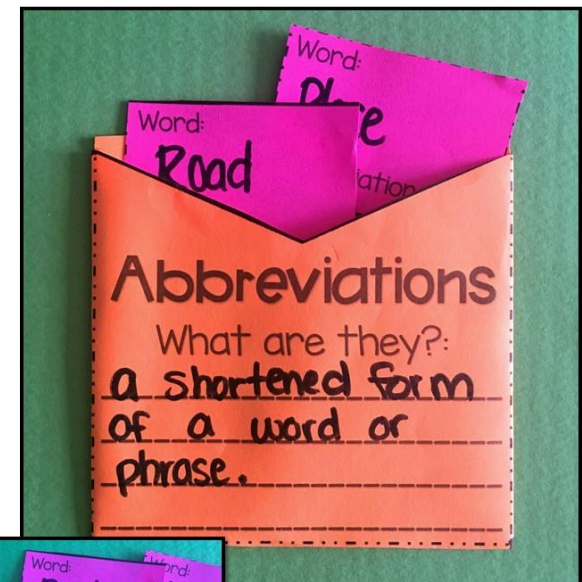


- Print the pages two sided. Then fold like a "hot-dog".
- Word on the front
 - Definition and Sentence on the inside.
 - Picture on the back.



Have students write sentences using words with the suffix ion and place in the pocket.

Abbreviations Interactive Pocket Journal Page



Have students fill out the abbreviation cards with a word and it's abbreviation. Then they place the card in the pocket.

