

# The Power of

# MAGNETS


Name: Emily Date: 5/8/17  
ABC ORDER SPELLING  
bottom, pillow, happen, butter,  
cherry, sudden, arrow,  
rabbit, letter, button

The Power of  
**MAGNETS**  
Tri-Fold 1  
Use the week's selection to answer the different questions.

Spelling Words  
Which ever number it lands on, write  
at column. Keep rolling until all squares  
are filled.  
happen butter  
happen butter  
happen butter

WILL  
HOMOGRAPHY

**MAGNETS**  
Tri-Fold 2  
Use the week's selection to answer the different questions.  
Emily B.



# No Prep Printables



Name: \_\_\_\_\_

## ABC ORDER SPELLING

Directions: Put the words in ABC Order below. Then pick 7 words, and put them in sentences on the back.

jelly, bottom, pill lesson, cherry, dollar, hello, rc

1. 2. 3.

5. 6. 7.

9. 10. 11.

13. 14.

Name: \_\_\_\_\_

## Roll a Spelling W

Directions: Roll the die. Which ever number it lands on the word under the correct column. Keep rolling until filled.

|  |  |  |  |
|--|--|--|--|
|  |  |  |  |
|  |  |  |  |
|  |  |  |  |
|  |  |  |  |

cherry sudden arrow dollar

Name: \_\_\_\_\_

## Read it!

|           |        |
|-----------|--------|
| 1. jelly  | jelly  |
| 2. bottom | bottom |
| 3. pillow | pillow |
| 4. happen | happen |
| 5. butter | butter |
| 6. lesson | lesson |
| 7. cherry | cherry |

Name: \_\_\_\_\_

| Read it!       | Trace it!  | Write it! |
|----------------|------------|-----------|
| 1. letter      | letter     |           |
| 2. button      | button     |           |
| 3. funny       | funny      |           |
| 4. better      | better     |           |
| 5. stubborn    | stubborn   |           |
| 6. mirror      | mirror     |           |
| 7. research    | research   |           |
| 8. tools       | tools      |           |
| 9. familiar    | familiar   |           |
| 10. gadget     | gadget     |           |
| 11. invention  | invention  |           |
| 12. experiment | experiment |           |

## Comprehension Tri-fold

Print two-sided and fold like a brochure.

**The Power of MAGNETS**  
Tri-fold 1

Use the week's selection to answer the different questions.

Name: Emily

What are magnets attracted to?  
They are attracted to objects with iron.

How are different magnets shaped?  
Bars, circles, horseshoes.

Draw a picture:

What is the most powerful part of the magnet? What happens there?  
The North and South Poles of a magnet. This is where iron objects are attracted to most.

What will happen when you try to put two South Poles together?  
They will not stick together. They will repel or push against each other.

Draw a picture:

How can you use a magnetic field?  
Sprinkle iron filings around a magnet. They will form a pattern of lines. They show where the magnetic field is. Draw a picture.

How does an electromagnet work?  
You can turn them on and off. In an electromagnet wire is wrapped around metal. Electricity can flow through the wire. When you turn on the electricity it flows through the magnet. It then turns the magnet on.

Draw a picture:

You could use this a couple of different ways; you could have them do it together in small groups or you could also use it as an informal assessment at the end.

## VOCAB Flip-Flap

### HOW it WORKS

Print the pages two sided. Then fold like a "hot-dog".

- Word on the front
- Definition and Sentence on the inside.
- Picture on the back.

1. research

2. tools

3. familiar

4. gadget

5. invention

Name: Emily

Draw a picture

Draw a picture

Draw a picture

Draw a picture

Definition Sentence

Definition Sentence

Definition Sentence

Definition Sentence

Definition Sentence

## IS NOT

Have students write a contraction equation with a different contraction for each strip. Then place in the correct pocket.

could + not = couldn't

mean + not = couldn't

can + not = couldn't

## Homographs and Homophones

### Interactive Pocket Journal Page

Homophone

I need flour to make the bread.

HOMOPHONES

The girl ate her Pizza.

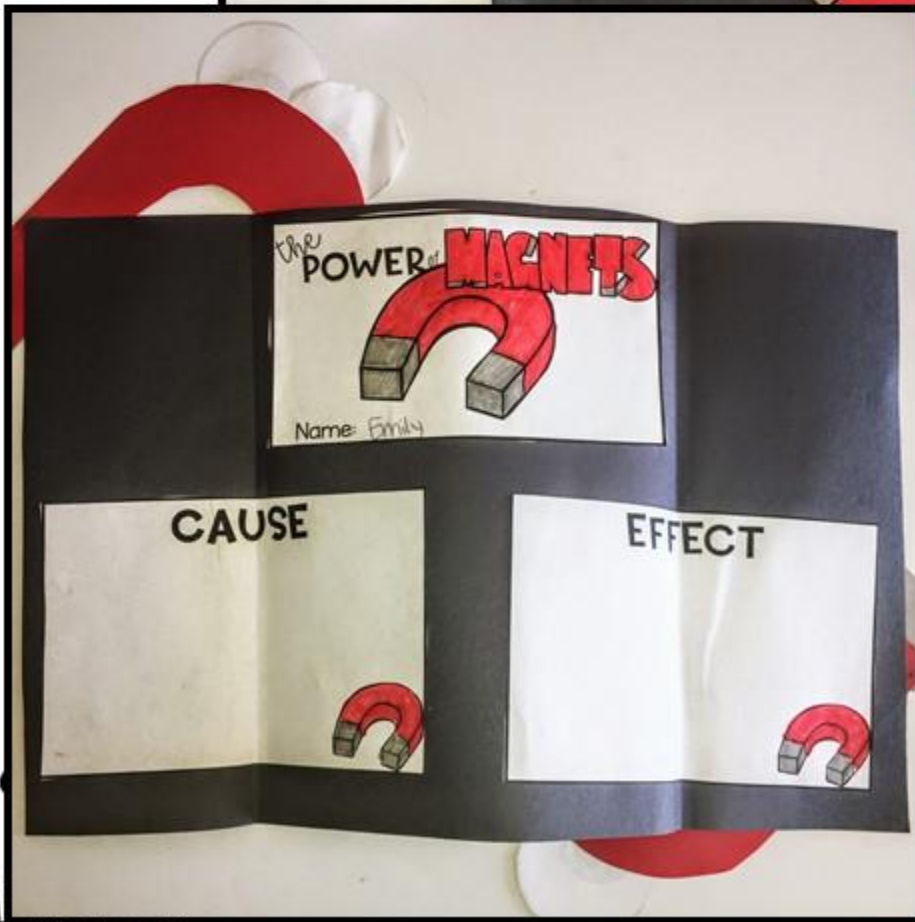

Homograph

You need a bat in baseball.

HOMOGRAPHS

The dog will bark when he comes.

# Cause and Effect Magnet Craft



©Emily Barnes 2017