

# Unit 1 Lesson 2


## THE STORM

### GOOGLE SEESAW


## Journeys 1st Grade

**UNDERSTANDING CHARACTERS WITH THE STORM**

Tim ran to Pop when he came.



Pop has a smile on his face when Tim came in.




After the storm, Tim is scared of storms. Tim does not like storms.



Read what happened in the text to the right, then decide which of the cards below match by what it tells you about the character.

Pop cares about Tim. He is happy to see Tim.

Tim is excited to see Pop. Tim really likes Pop.



emily EDUCATION

















# Unit 1 Lesson 2


## THE STORM

GOOGLE  
SEESAW

### Journeys 1<sup>st</sup> Grade

**MATCH THE SHORT I WORDS**

	→		→		→	fin
	→		→		→	
	→		→		→	kit
	→		→		→	

bib zip bin pin pig dip mix lip 





# Click the Link

## ADD IT TO GOOGLE OR SEESAW

### Journeys 1st Grade

**for At-Home**

Learning Teacher!

These instructions to be able to access and use these Google Slides Files in this product. You can make their own copies. You will want to have it in your Google Classroom!

**Vocab Matching Activity- Student draw word/image and then type a sentence (document):**

<https://docs.google.com/presentation>

**High Frequency Word Activity**

frequency words from the (2 slides in Google Slide document):

<https://docs.google.com/presentation>

**Comprehension Activity**

correct spot. Are the characters are be (document):

<https://docs.google.com/presentation>

**emily EDUCATION**


#### Answer Keys for Move and Place Activities

**FISHING FOR HIGH FREQUENCY WORDS**

Directions: Find the following High Frequency Words in the water: for, have, he, look, too, what. Then place them in the box below the water.

be play help you


look too have for what he



**SEQUENCE OF EVENTS WITH THE STORM**

Move and place the events into the correct order.



Pop comes to the house. He was wet.	
Tim and Pop had fun. Then it was time for Tim to go to bed.	
Tim and Rip got scared of the storm outside their window.	
Pop came into the room and gave Tim a sip of water.	
Pop calmed Tim and Rip down. He sat with them until they fell asleep.	



**SHORT I WORDS**

sat at mop cot dad man

dip fin hip lip hit kit p bin



# Unit 1 Lesson 2

## THE STORM

### GOOGLE OR SEESAW

## Journeys 1st Grade

### TYPE A SENTENCE

Directions: Type

Word	Sentence
for	Type Here
have	Type Here
look	Type Here
too	Type Here
he	
wh	

### FISHING FOR HIGHS

Directions: Find the following High Frequency Words. Then place the words in the fishbowl.

### MATCH

Word	Image
storm	
Pop	
come	
wet	

### MATCH THE SHORT I WORD

			hip	
			hit	

### SEQUENCE WITH

Move and place the words in the correct order.

- 1
- 2
- 3
- 4
- 5

Tim and Pop had fun. Then they went home.

### UNDERSTAND WITH

Tim ran to Pop when he came.

Pop has a smile on his face when he comes in.

Tim hid in his bed after looking out his window.

Pop stays with Tim until he falls asleep.

### SORT THE

r	h

### SORT THE SPELLING WORDS

Short i	Not Short i
if, fit, him	

at is cot rip dad