


SEESAW ACTIVITIES

The Three Sounds of



Seesaw Post

The Three Sounds of ed



/t/

jumped
helped

/i/

wanted
waited

/d/

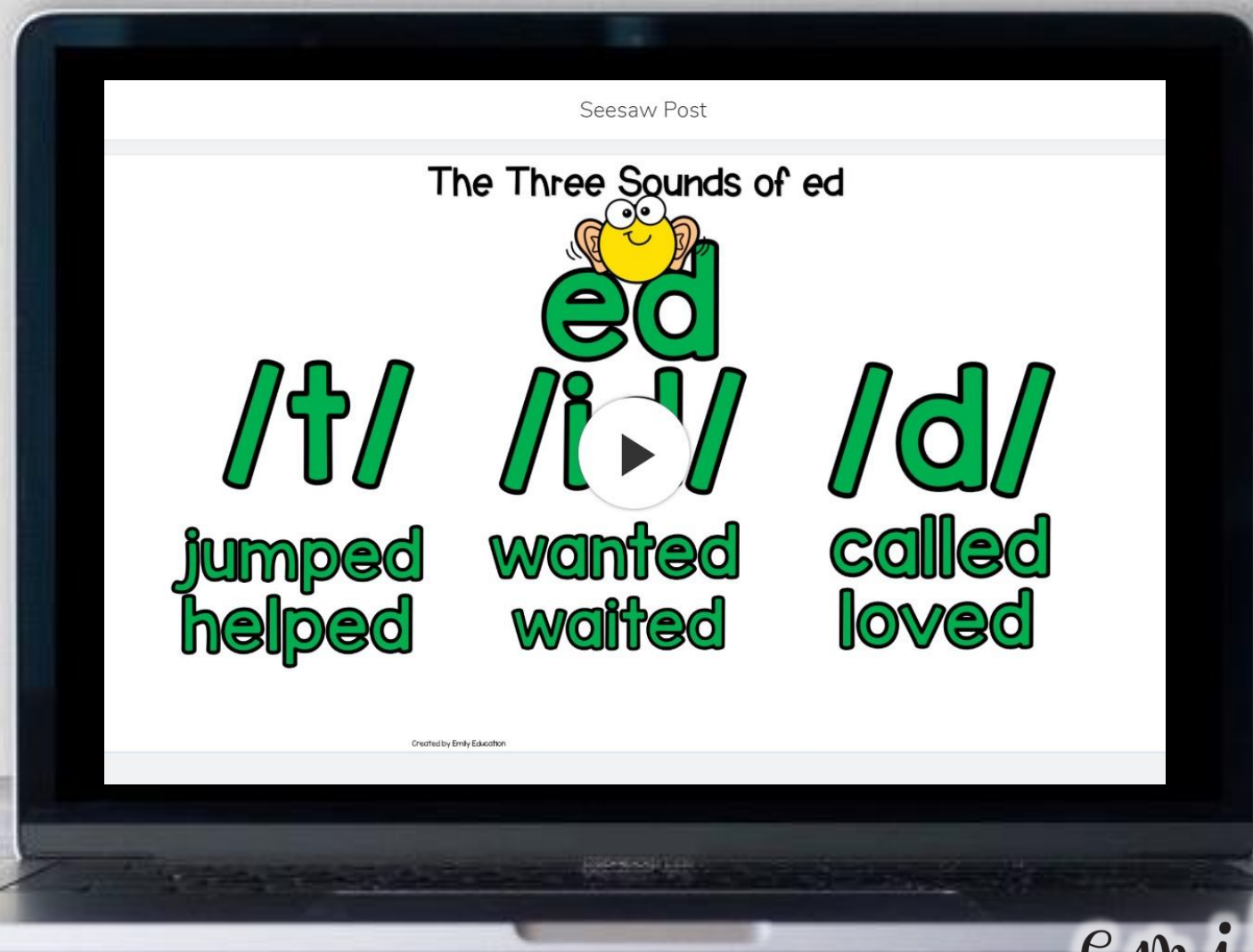
called
loved

Created by Emily Education



emily EDUCATION ✂


VIRTUAL ANCHOR CHARTS PRE-RECORDED FOR



PiN it! CENTER




1.




wanted

helped

took




2.



needed

patted


listened



1. Clip the word that matches picture.

2. Say the ed /id/ word out loud.

3. Record the ed /id/ word on your recording sheet.



© 2020 EMILY EDUCATION



JUST CLICK THE LINK IN THE PDF AND ADD IT TO YOUR LIBRARY!

by emily EDUCATION



Just click
and add
to your
Seesaw
Library!

a Virtual
Learning
Experience!

/d/ /id/ /t/

Recording Sheet:

ORDING SHEET

needed

3. helped

alled

6. cleaned

ted

9. walked

ed



12. laughed

Emily

PIN it! CENTERS

WITH RECORDING SHEET

RECORDING SHEET



When you are all finished record your voice saying all the words.

1.	2.	3.
4.	5.	6.
7.	8.	9.
10.	11.	12.

© 2020 EMILY HARRIS - @EMILYHARRIS.EDU