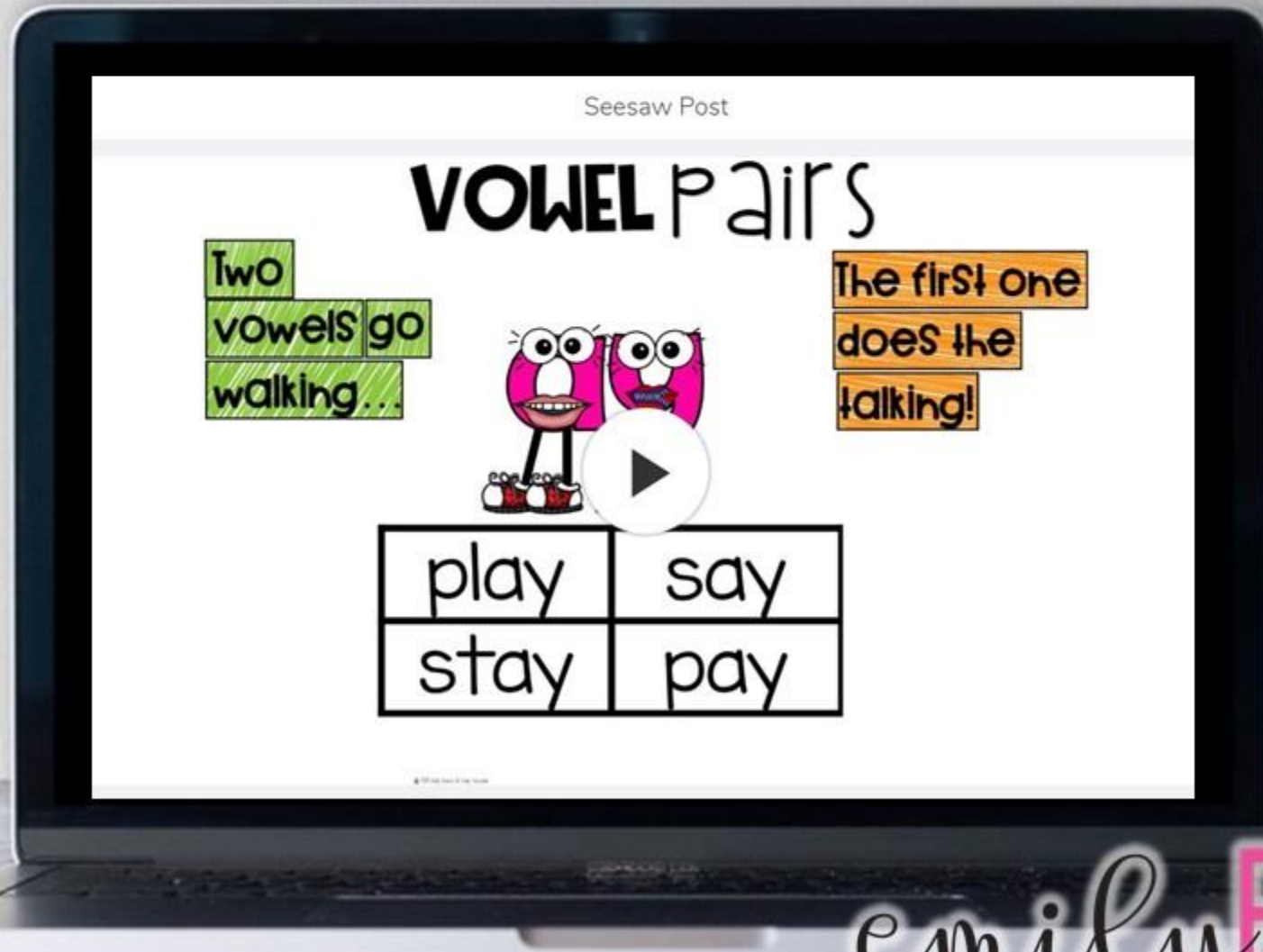



SEESAW ACTIVITIES




VIRTUAL ANCHOR CHARTS PRE-RECORDED FOR EACH VOWEL TEAM

Seesaw Post

VOWEL Pairs

Two vowels go walking...

The first one does the talking!

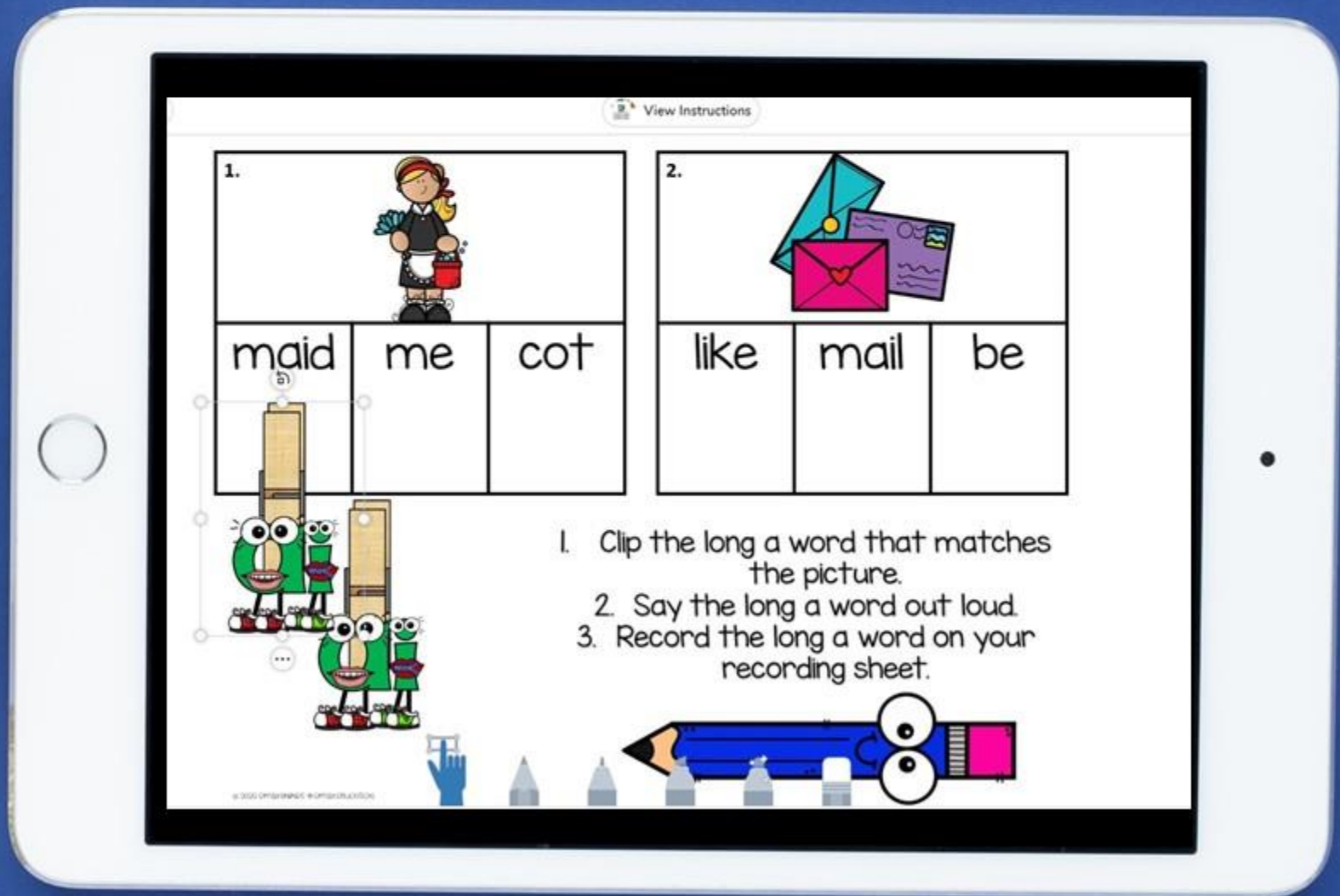


play	say
stay	pay

© 2014 Mrs. K. L. ...



PIN IT! CENTERS WITH RECORDING SHEET



PIN IT! CENTERS WITH RECORDING SHEET



RECORDING SHEET		
1.	2.	3.
4.	5.	6.
7.	8.	9.
10.	11.	12.

When you are all finished record your voice saying all the words.

JUST CLICK THE LINK IN THE PDF AND IT ADDS IT TO YOUR LIBRARY

Attention: Seesaw Information for At-Home Learning

Attention: Seesaw Information Home Learning

VOWEL TEAMS

by emily EDUCATION

Hello Remote Learning Teacher!
First, sign into seesaw. Then click the link automatically add these activities to your library and assign them to your students.

Each link contains a video of my voice doing the pin it activity. The pin it activity is where they type the answers and the words!

VIDEO

The screenshot shows a Seesaw activity titled "Vowel Pairs". It includes a video player with a play button and a small cartoon character. Below the video, there are two boxes: one with the text "two vowels go walking..." and another with "the first one does the talking!". There are also two small tables of words: one with "play" and "say" in the top row, and "stay" and "pay" in the bottom row; another with "play" and "tray" in the top row, and "say" and "day" in the bottom row. At the bottom of the screenshot, there are two blue links: "Click Here to add Virtual Anchor" and "Click Here to add Virtual Anchor".



Just click and add to your Seesaw Library!

a Virtual Learning Experience!





Recording Sheets:


1. id	2. mail	3. train
4. it	5. rain	6. sail
7.	8. waist	9. nail
10.	11. brain	12. pall

1.	2. pay	3. play
4.	5. ray	6. tray
7.	8. say	9. day
10.	11. gray	12. spray

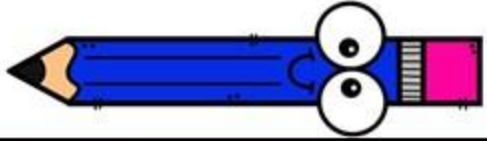
PiN iT!



3. 			4. 		
read	train	home	hole	feet	paint



1. Clip the long a word that matches the picture.
2. Say the long a word out loud.
3. Record the long a word on your recording sheet.



VOWEL TEAMS

Ai LONG A

DIGITAL CENTERS

emily **EDUCATION** 

emily **EDUCATION** 