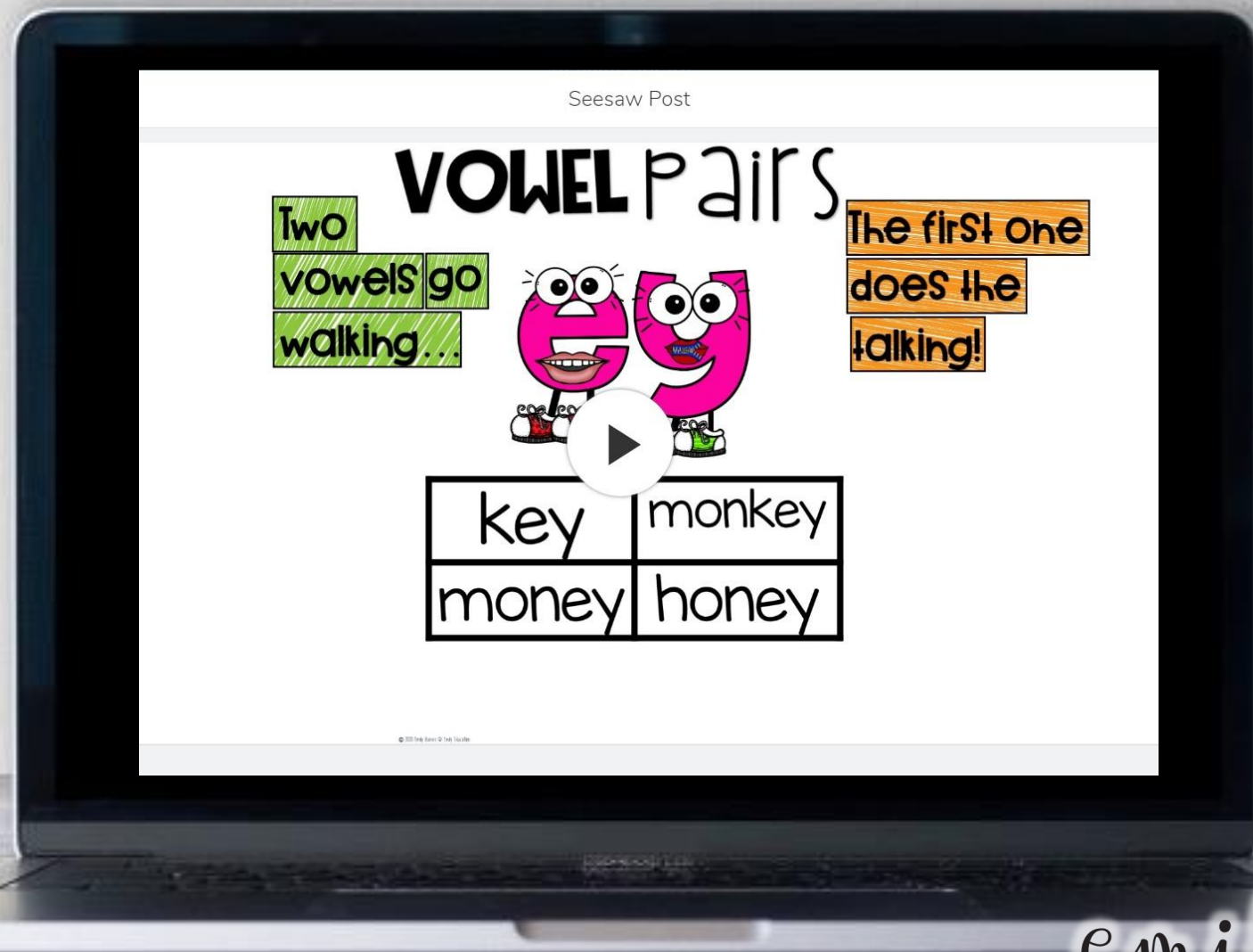

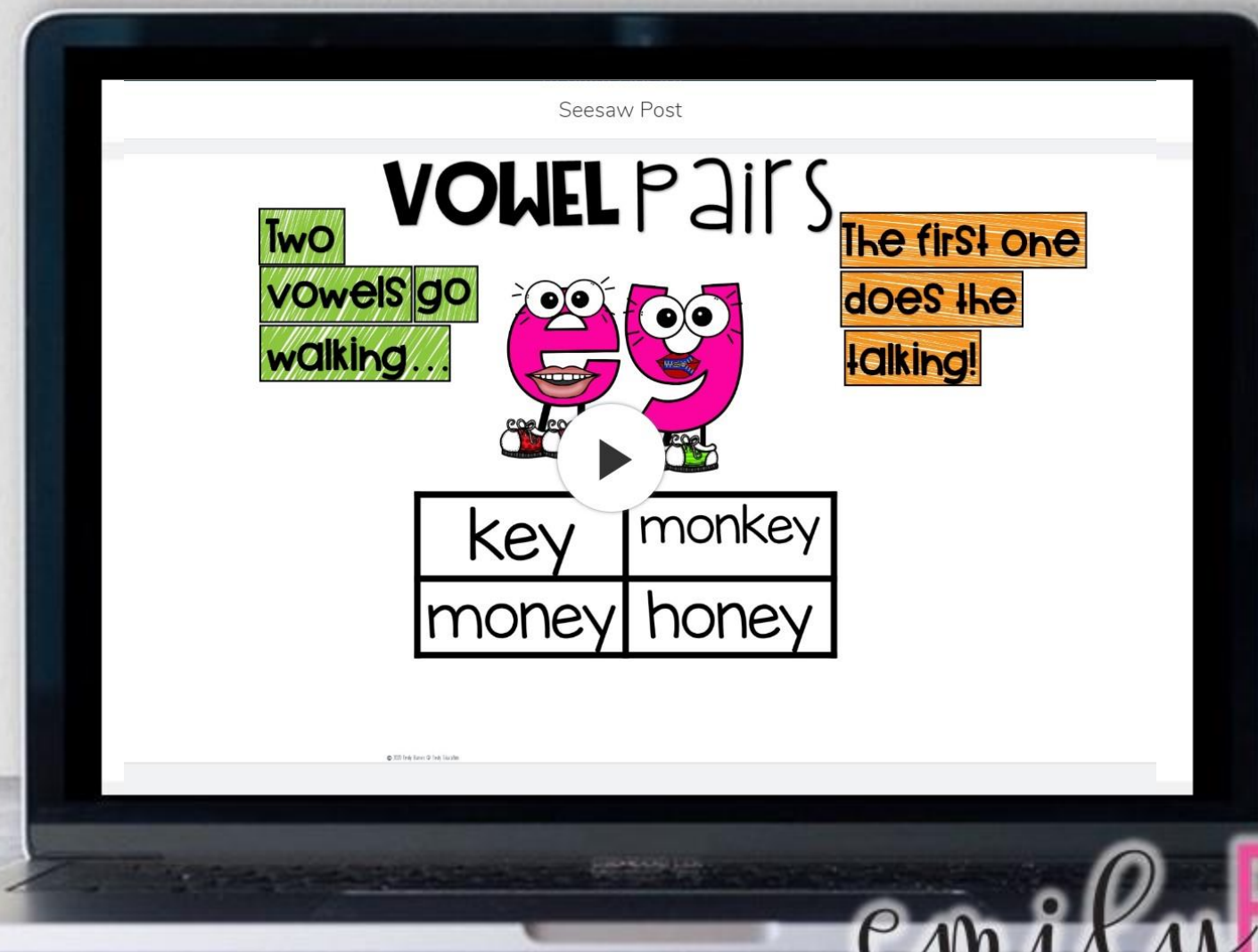


SEESAW ACTIVITIES



VIRTUAL ANCHOR CHARTS PRE-RECORDED FOR EACH VOWEL TEAM



3.

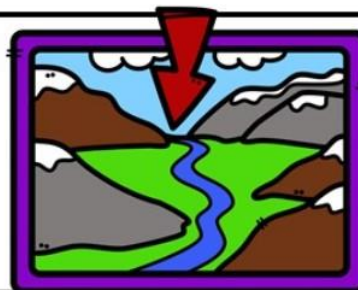


read

train

key


4.



clue

valley

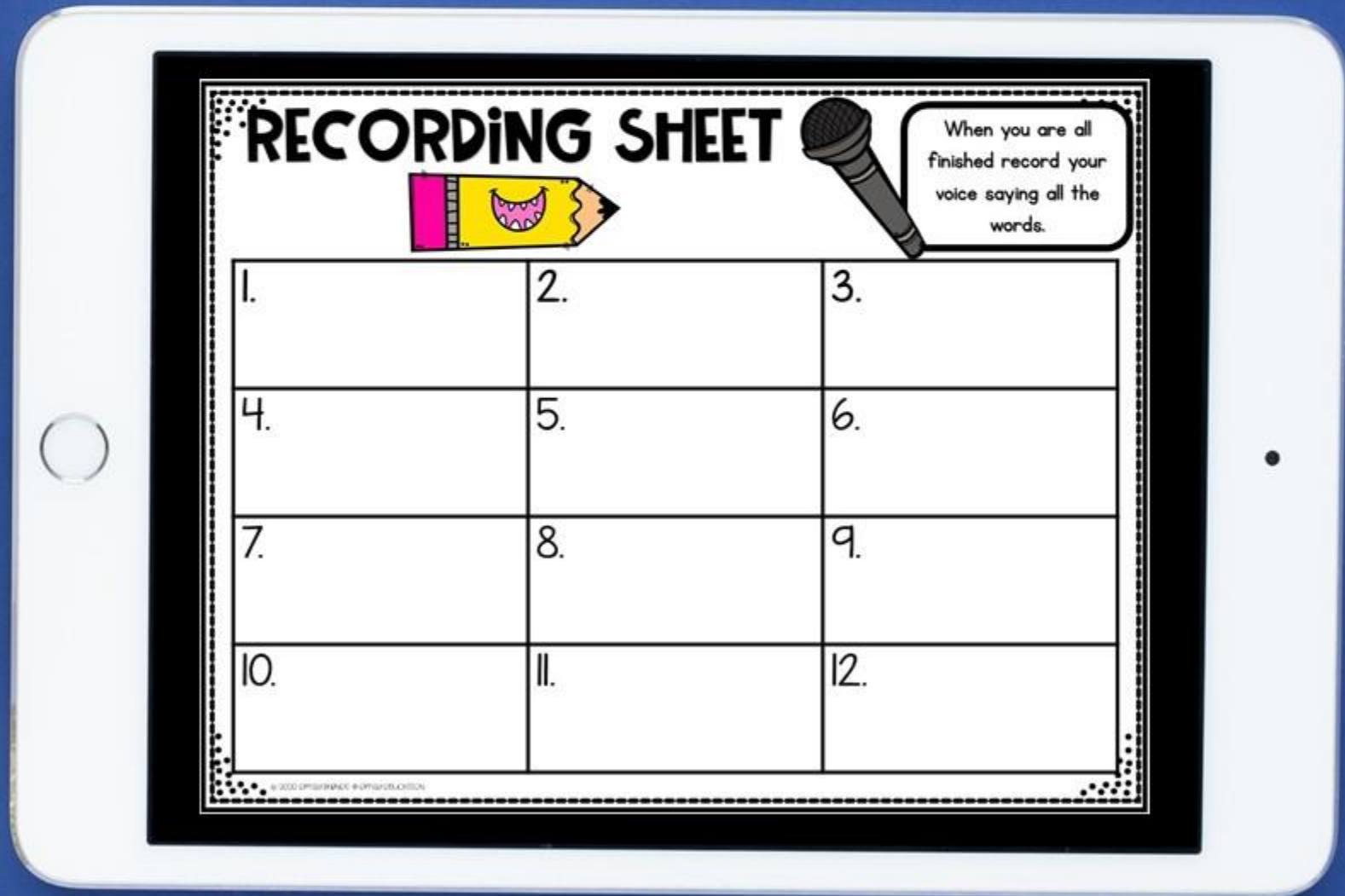
paint



1. Clip the long e word that matches the picture.
2. Say the long e word out loud.
3. Record the long e word on your recording sheet.



PIN it! CENTERS WITH RECORDING SHEET



RECORDING SHEET


When you are all finished record your voice saying all the words.

1.	2.	3.
4.	5.	6.
7.	8.	9.
10.	11.	12.

© 2020 EMILY HARRIS - @EMILYHARRIS.EDU

JUST CLICK THE LINK IN THE PDF AND ADD IT TO YOUR LIBRARY!

VOWEL TEAMS
by emily EDUCATION



Just click
and add
to your
Seesaw
Library!

a Virtual
Learning
Experience!




Recording Sheets:

RECORDING SHEET		
ersey	2. hockey	3.
alley	5. honey	6.
ney	8. turkey	9. m
ey	11. donkey	12. par

RECORDING SHEET		
2. crow	3. mow	
5. bow	6. glow	
8. snow	9. bowl	
11. pillow	12. tow	


on: Seesaw Information for At-Home Learning Teachers!
Sign into seesaw. Then click the link to automatically add these activities to your library.
Each link contains a video of me and the vowel team that is practicing the video to learn about the vowel team and where they type the vowel team words!



PiN iT!




7.





grow tail money

8.




turkey feet snow

1. Clip the long o word that matches the picture.
2. Say the long o word.
3. Record the long o word on your recording sheet.



VOWEL TEAMS OW LONG O

DIGITAL CENTERS

emily **EDUCATION** 

emily **EDUCATION** 