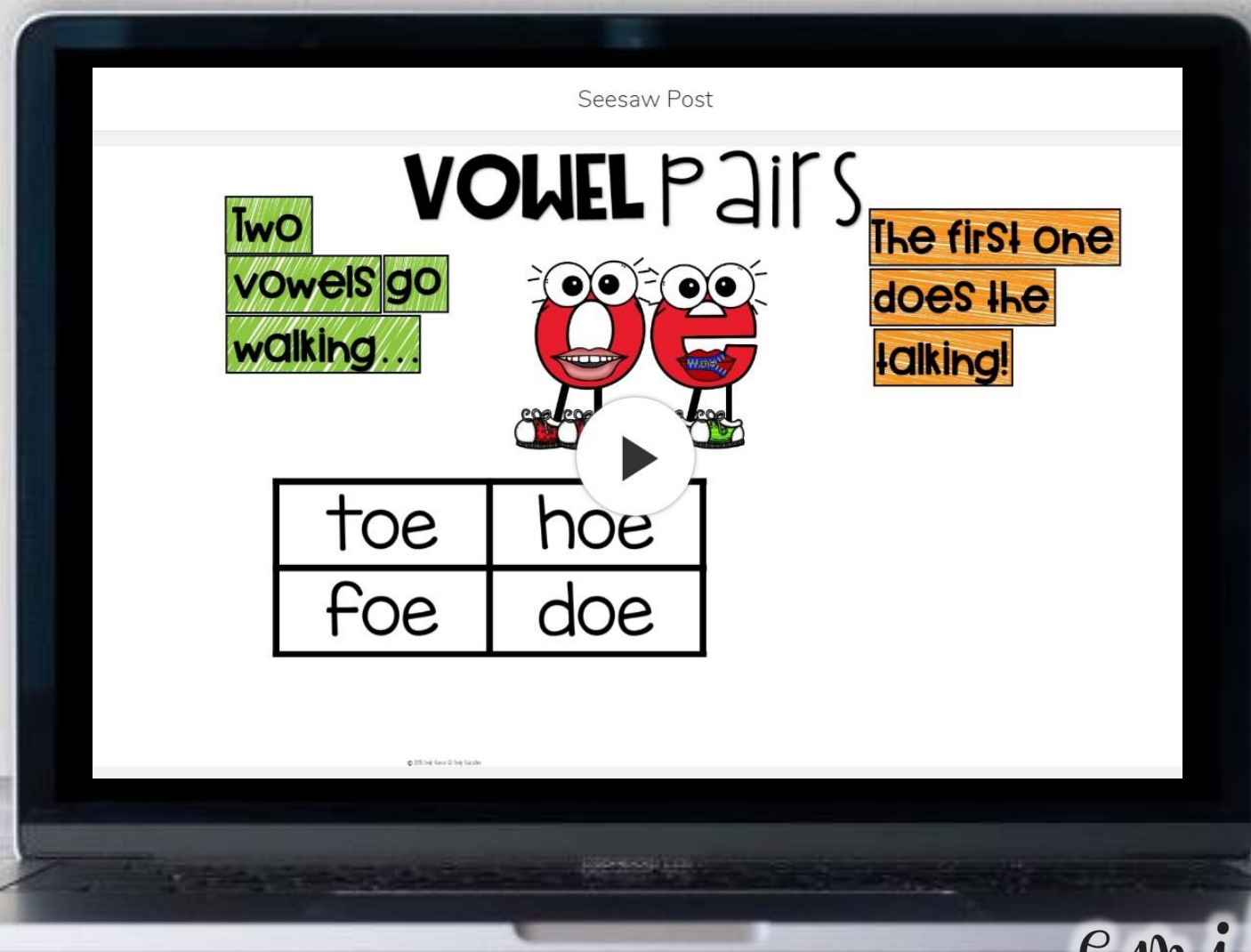
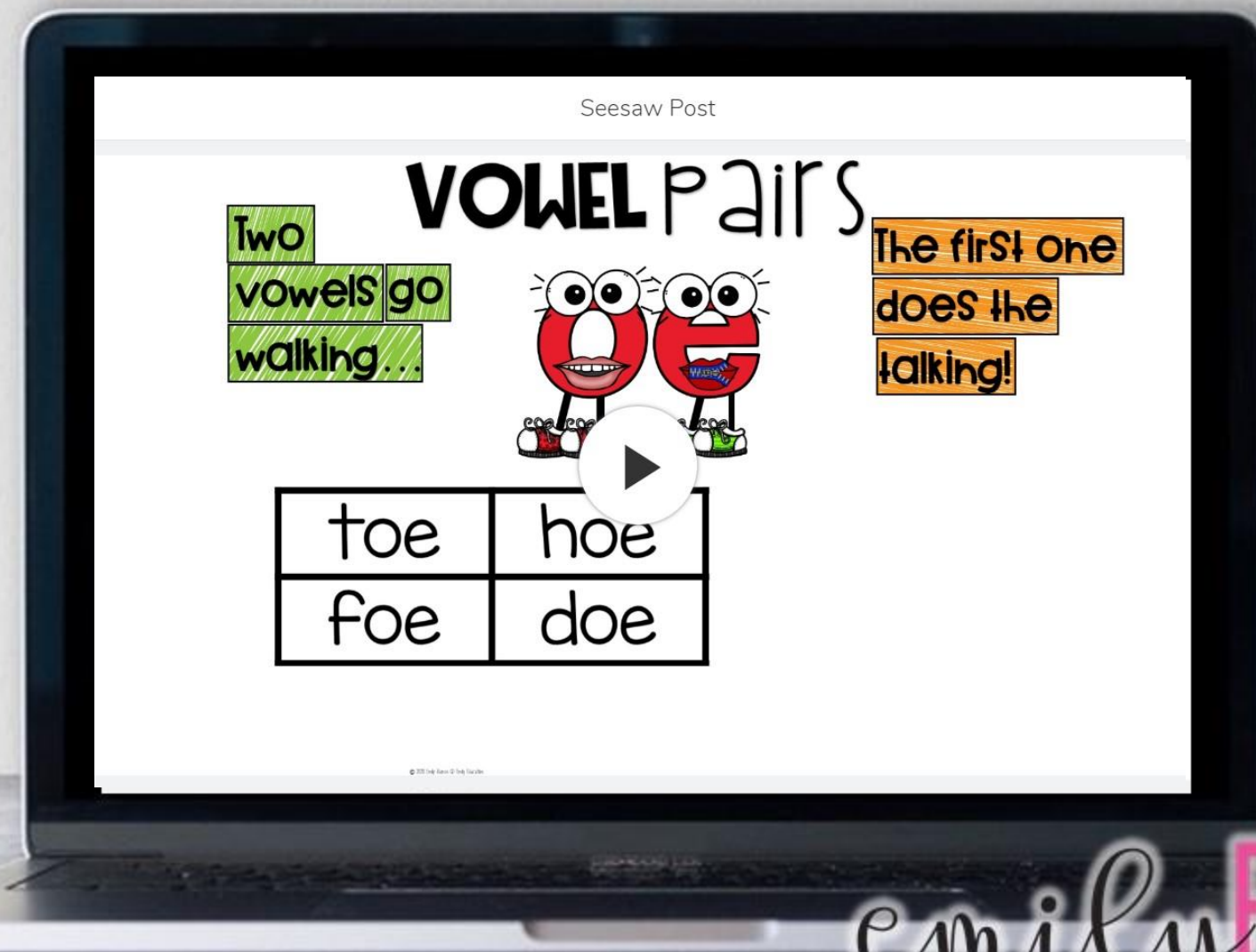


SEESAW ACTIVITIES




VIRTUAL ANCHOR CHARTS PRE-RECORDED FOR EACH VOWEL TEAM




PIN it! CENTERS

WITH RECORDING SHEET

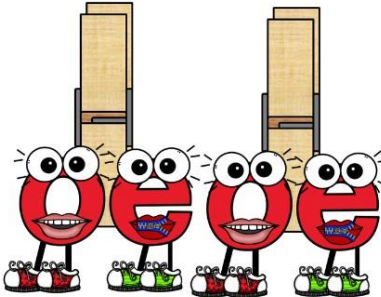
5. 


rain	tomatoes	home

6. 

toe	feet	song

1. Clip the long o word that matches the picture.
2. Say the long o word out loud.
3. Record the long o word on your recording sheet.







© 2020 emily education. emily education

PIN it! CENTERS

WITH RECORDING SHEET

RECORDING SHEET




When you are all finished record your voice saying all the words.

1.	2.	3.
4.	5.	6.
7.	8.	9.
10.	11.	12.

© 2020 EMILY HARRIS - @EMILYHARRIS.EDU

JUST CLICK THE LINK IN THE PDF AND IT ADD IT TO YOUR LIBRARY!

by emily EDUCATION



Just click
and add
to your
Seesaw
Library!

a Virtual
Learning
Experience!



Recording Sheets:

RECORDING SHEET

boat	2. float	3.
cap	5. toast	6.
it	8. loaf	9. co
	11. moat	12. co

RECORDING SHEET

2. doe	3. hoe
5. tomatoes	6. toe
8. tiptoe	9. roe
11. foe	12. goes

Learning Teacher!

into seesaw. Then click the links below
activities to your Seesaw library

link contains a video of my voice
practiced in the Pin it! Center. Student
team/pair then they practice it by
includes a recording sheet where
voice saying the words!

Seesaw Post

VOWEL Pair

Two vowels go walking...

toe	hoe
foe	doe


[Click Here to](#)

[Click Here](#)

PiN iT!




7.






rain	goat	oboe


8.



loaf	feet	tiptoe




1. Clip the word that matches the picture.
2. Say the word out loud.
3. Record the long o word on your recording sheet.



VOWEL TEAMS OA LONG O

DIGITAL CENTERS

emily **EDUCATION** 

emily **EDUCATION** 