


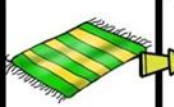














Unit 1 Lesson 1 Google WHAT IS A PAL? Seesaw Journeys 1st Grade




Unit 1 Lesson 1 Google WHAT IS A PAL? Seesaw Journeys 1st Grade

MATCH THE SHORT A WORDS

cap fan hat van wag mat



Click the Link

ADD IT TO GOOGLE OR SEESAW

Journeys 1st Grade

Attention for At-Home Learning Teacher!

These instructions to be able to access and use these instructions to be able to access and use different Google Slides Files in this product. You will want to make their own copies. You will want to have it in your Google Classroom!

Vocab Matching Activity- Student draw word/image and then type a sentence.

<https://docs.google.com/presentation/document>

High Frequency Word Activity- High frequency words from the Journeys 1st Grade (2 slides in Google Slide deck)

<https://docs.google.com/presentation/document>

Comprehension Activity- Read the story and answer the questions. Are the characters being kind? Are they being helpful?

<https://docs.google.com/presentation/document>


Answer Keys for Move and Place Activities

FISHING FOR HIGH FREQUENCY WORDS









Directions: Find the following High Frequency Words in the water: and, be, help, play, with, you. Then place them in the box below the water.


hi can five until

play help you
be with and



WHO IS BEING A GOOD PAL?

Good Pal	Not Good Pal
	
	
	
	



Short a words

hip cut mop
cot fix if



SHORT A WORDS

cap mat
dad tap
am fan
rt man



Unit 1 Lesson 1 Google

WHAT IS A PAL? Seesaw

Journeys 1st Grade

Good Pal



Directions: Type	
Word	Sent
and	Type He
be	Type He
help	Type He
play	Type He



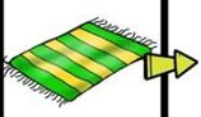






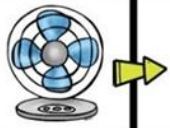
WITH V
Move and place the mai

MAIN

A pal c

DETA

DETA

FISHING FOR H
Directions: Find the following High Frequ
Then place the

five

hi


un

MATCH

Word	
fun	
pal	
pet	
what	

a close



used to about

SORT THE
Short a 

am

sat

SORT THE STARTING SOUND

n	d	p	f
			

emily EDUCATION

be you

if at cot

man