

SEESAW activities

word families

BUNDLE


SEESAW ACTIVITIES

Word Family



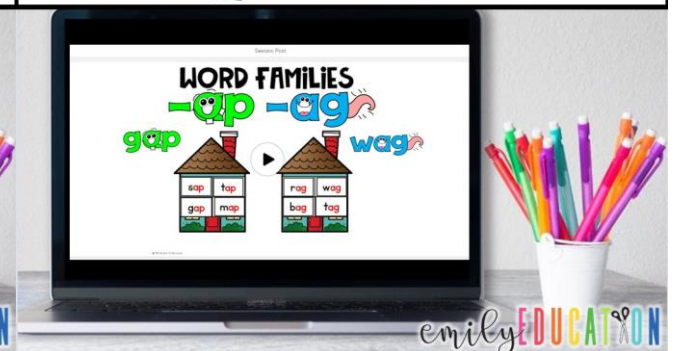
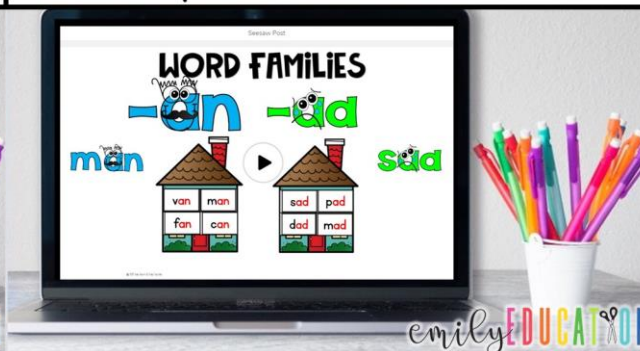

SEESAW ACTIVITIES

Word Families




SEESAW ACTIVITIES

Word Families



SEESAW ACTIVITIES

Word Family



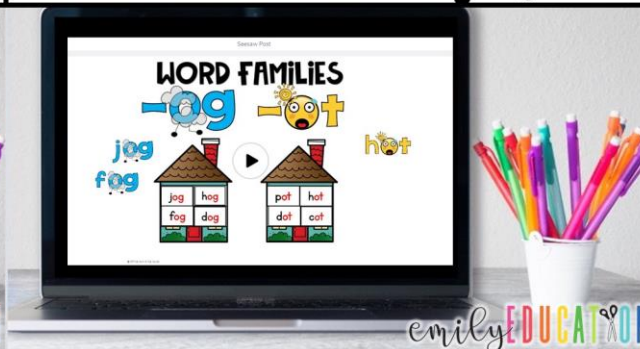
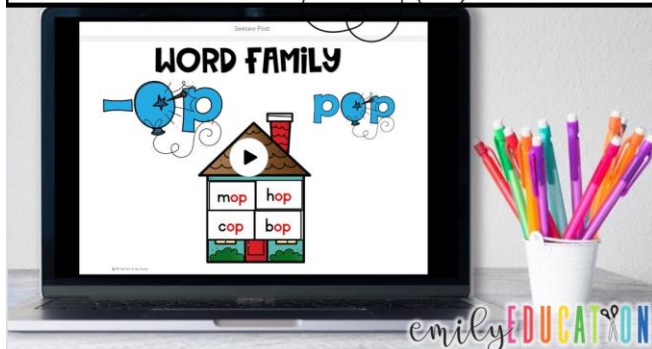
SEESAW ACTIVITIES

Word Families



SEESAW ACTIVITIES

Word Family



SEESAW activities

word families

BUNDLE

SEESAW ACTIVITIES

Word Families



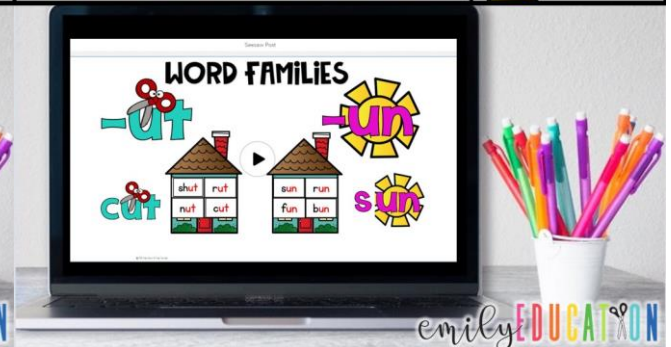
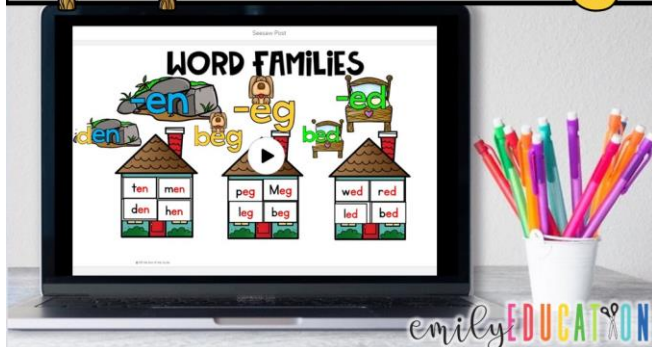
SEESAW ACTIVITIES

Word Family



SEESAW ACTIVITIES

Word Families



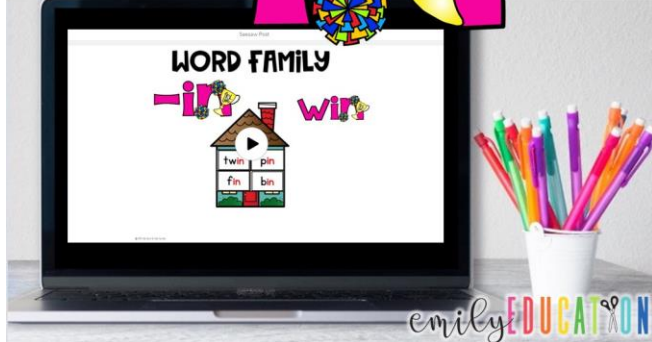
SEESAW ACTIVITIES

Word Family



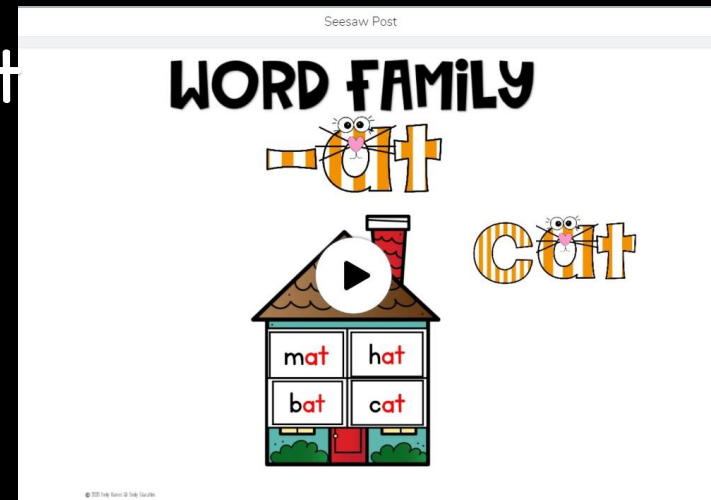
SEESAW ACTIVITIES

Word Families

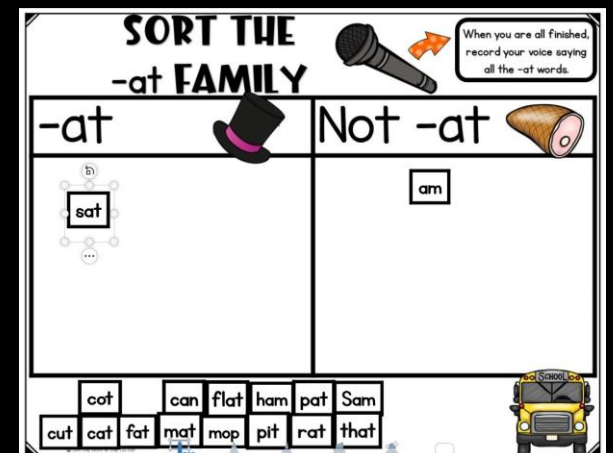
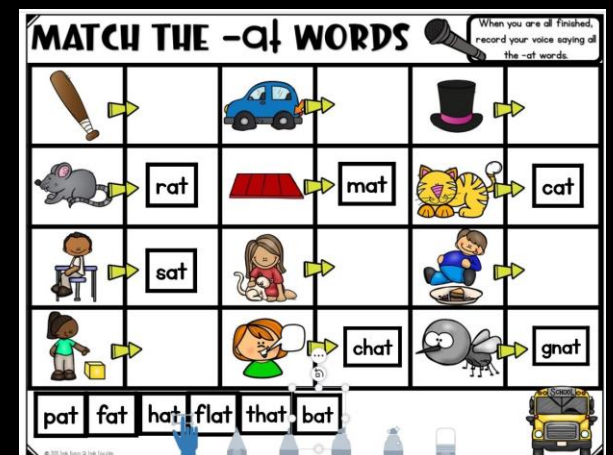


What's inside?

A clickable link to each phonics concept that will automatically add to your Seesaw library. The link will contain a video of me teaching a virtual anchor chart.



3 different activities. 1. Word Family Sort where students sort the words, then record their voice saying the words. 2. Word Family Matching- students match the word to the picture then record their voice saying the words. 3. Typing the word family word in a sentence activity.



TYPE A SENTENCE -at FAMILY	
Word	Sentence
cat	Type Here
bat	Type Here
sat	Type Here
rat	Type Here
mat	Type Here
pat	Type Here
fat	Type Here
hat	Type Here

What is Included

-at Word Family

-ad and -an Word Families

-ap and -ag Word Families

-op Word Family

-ot and -og Word Families

Word Family -et

Word Families -eg, -ed and -en

Word Family -ug


Word families -ut and -un

Word Family -ig

Word Family -ip and -ill

JUST CLICK THE LINK IN THE PDF AND ADD IT TO YOUR LIBRARY!

by emily EDUCATION



a Virtual
Learning
Experience!

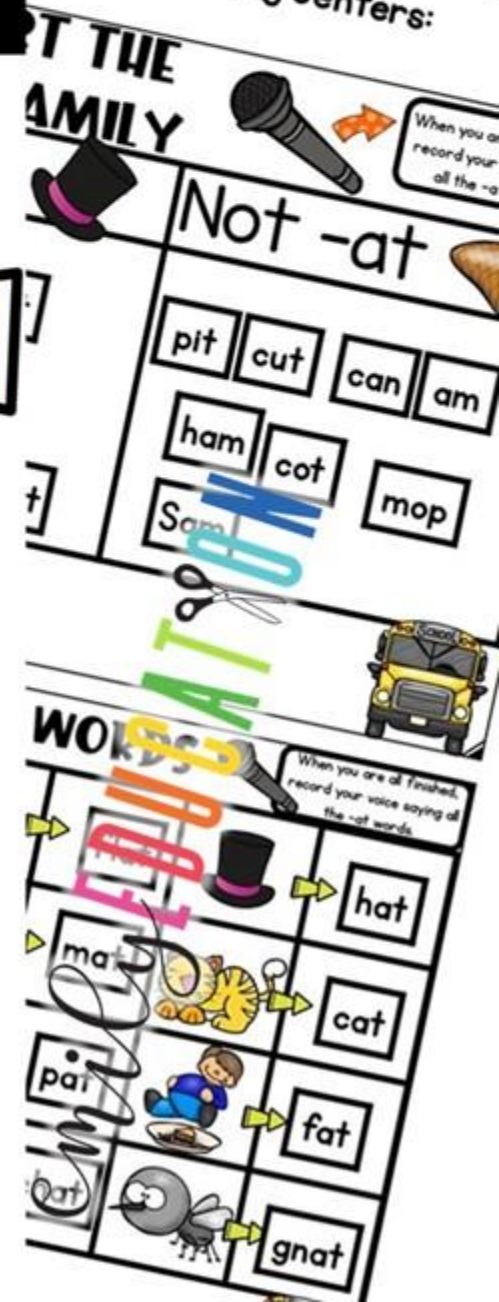
Just click
and add
to your
Seesaw
Library!

Learning Teacher!
to seesaw. Then click the links below
activities to your Seesaw library

ink contains a video of my voice w
cept. The -at family is then practi
ort the -at and not -at words, stu
picture, then finally students type
sorting activities students use th
saying the -at words.



Click Here
for the















DIGITAL CENTERS



MATCH THE -at WORDS

When you are all finished, record your voice saying all the -at words.

					
	rat		mat		cat
	sat				
			chat		gnat

pat fat hat flat that bat

