

SEESAW ACTIVITIES

Word Family



Seesaw Post

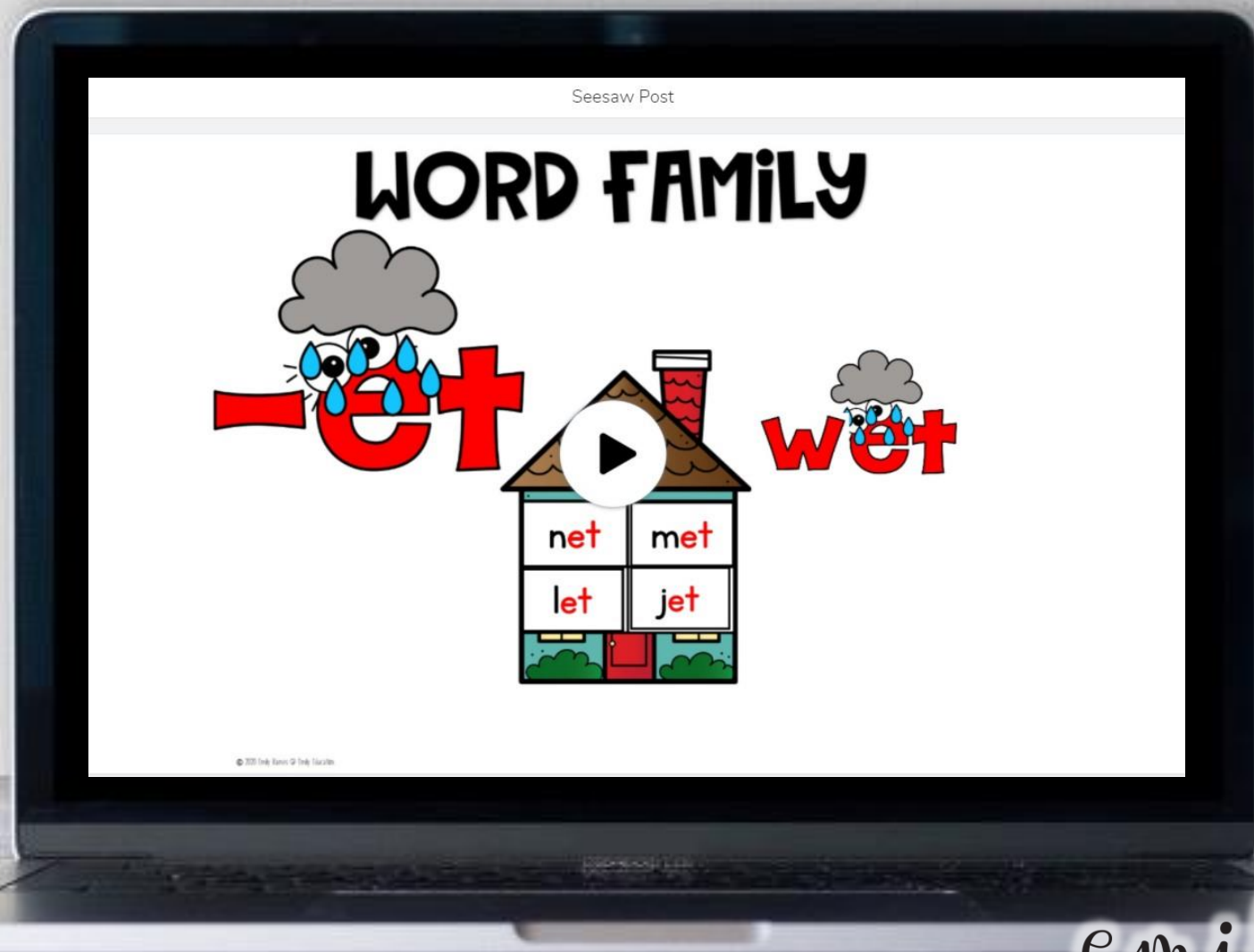
WORD FAMILY



© 2020 Emily Barnes & Emily Barnes



VIRTUAL ANCHOR CHARTS PRE-RECORDED FOR Word Family



DIGITAL CENTERS



MATCH THE -et WORDS

When you are all finished, record your voice saying all the -et words.

| | | | | | |
|--|--|--|--|--|--|
| | | | | | |
| | | | | | |
| | | | | | |
| | | | | | |
| | | | | | |
| | | | | | |
| | | | | | |

© 2020 Emily K.



JUST CLICK THE LINK IN THE PDF AND ADD IT TO YOUR LIBRARY!

by emily EDUCATION




a Virtual
Learning
Experience!

Just click
and add
to your
Seesaw
Library!

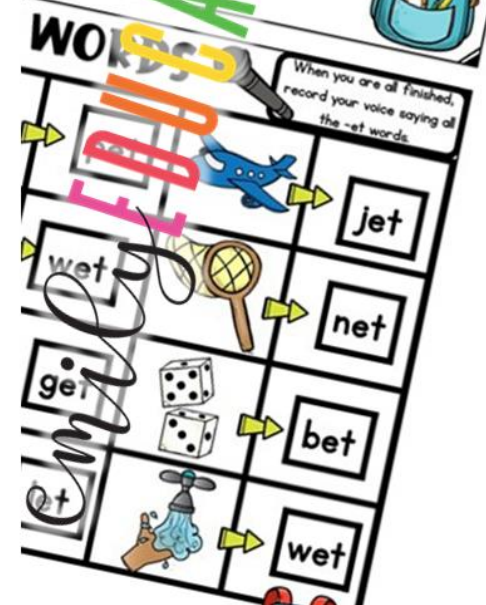
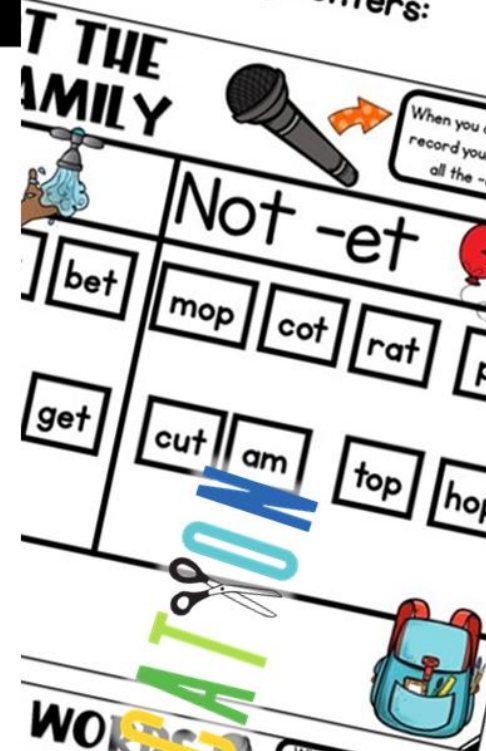
Learning Teacher!
to seesaw. Then click the links below
activities to your Seesaw library

ink contains a video of my voice w
cept. The -et family is then practi
ort the -et and not -et words, stu
picture, then finally students type
sorting activities students use th
saying the -et words.



Click Here
for the

g and Matching centers:



DIGITAL CENTERS



SORT THE -et FAMILY

When you are all finished, record your voice saying all the -et words.

| -et | Not -et |
|-------------------------------|----------------|
| <div>yet</div> <div>vet</div> | <div>top</div> |

met let hop rat pit pet net mop
ger cur cor ber am

