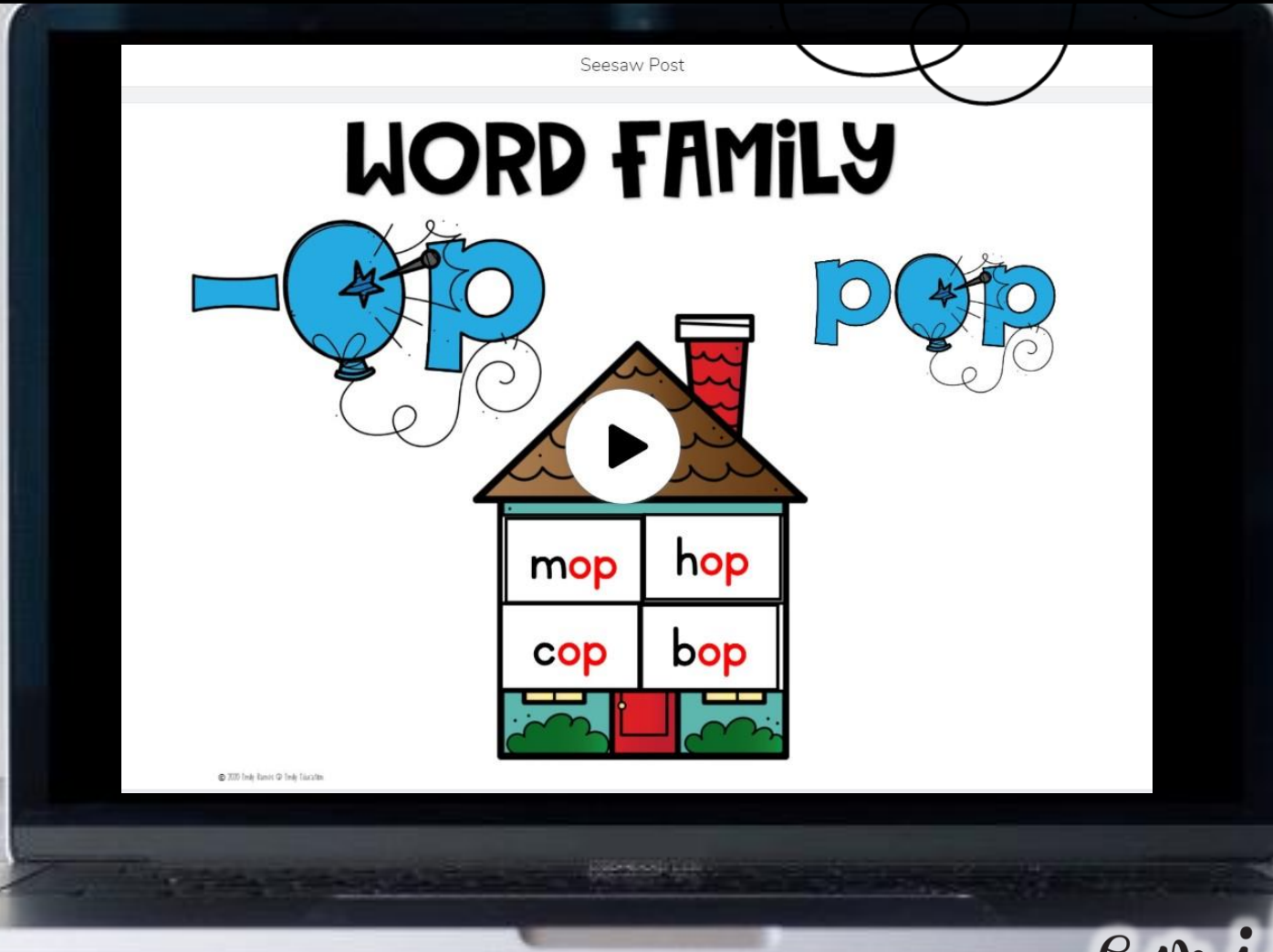



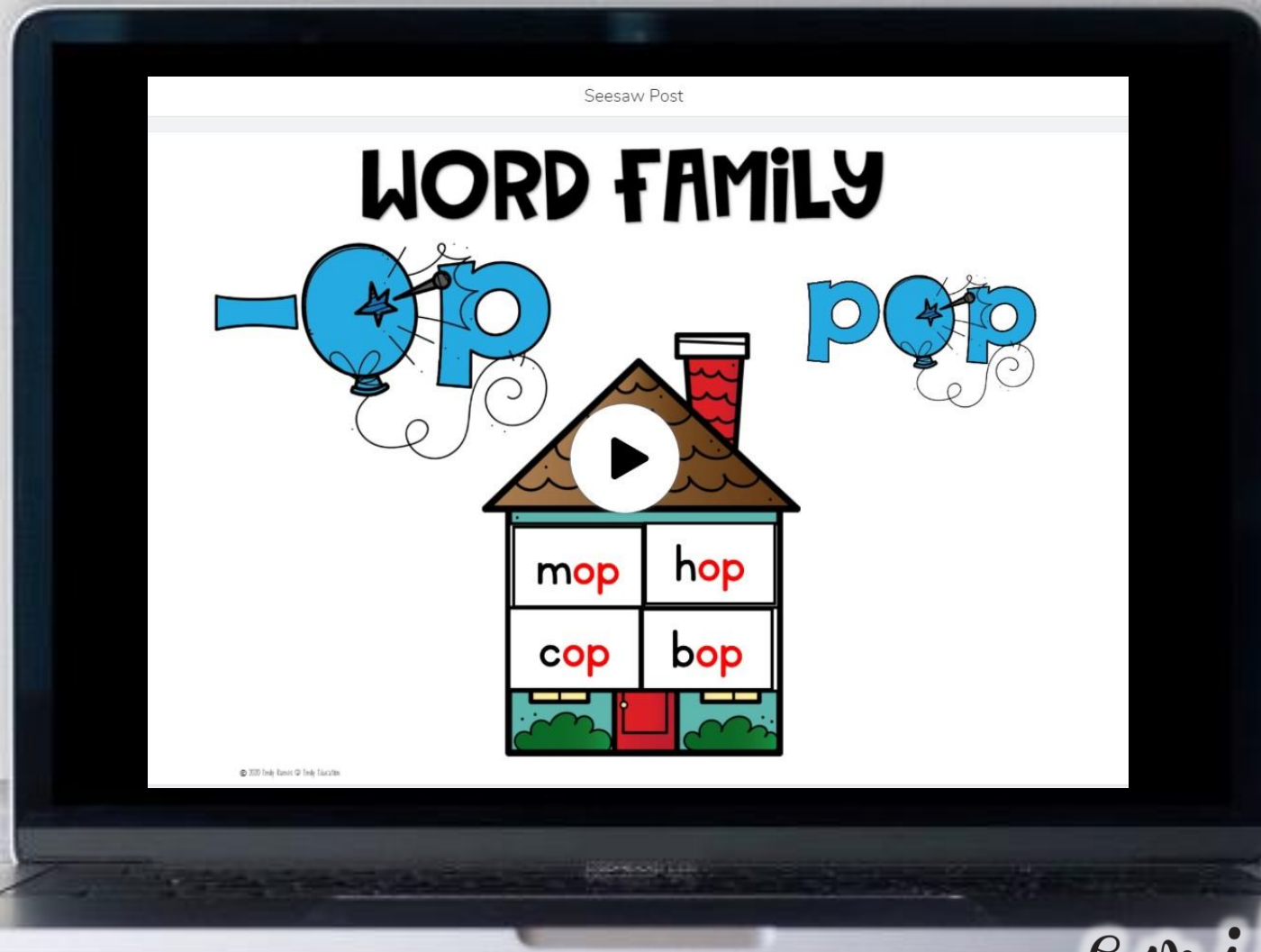

SEESAW ACTIVITIES

Word Family





VIRTUAL ANCHOR CHARTS PRE-RECORDED FOR








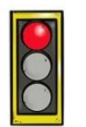




Word Family




DIGITAL CENTERS



MATCH THE -op WORDS  When you are all finished, record your voice saying all the -op words.

 →	crop	 →	drop	 →	
 →		 →		 →	chop
 →	pop	 →		 →	
 →	cop	 →		 →	plop

hop stop top mop pop shop 


© 2020 Emily Kunic © Emily Kunic



JUST CLICK THE LINK IN THE PDF AND ADD IT TO YOUR LIBRARY!

-op Word Family

by emily EDUCATION




a Virtual Learning Experience!

Just click and add to your Seesaw Library!

Learning Teacher!
into seesaw. Then click the links below to add the activities to your Seesaw library.

This link contains a video of my voice with the concept. The -op family is then practiced with the -op and not -op words, shown in a picture, then finally students type and sort the -op words.



Click Here for the

g and Matching centers:

NOT THE FAMILY

When you are finished, record your voice saying all the -op words.


flop	sat		
hop	rat	ham	cot
pit	can	am	

WORDS

When you are all finished, record your voice saying all the -op words.

hop
chop
top
plop

DIGITAL CENTERS



SORT THE -op FAMILY

When you are all finished, record your voice saying all the -op words.

-op	Not -op
<p>top shop pop</p>	<p>sat rat</p>

am can cop cot crop cut flop ham hop mop

pit

A yellow school bus icon with large eyes and a smiling mouth, positioned at the bottom right of the worksheet area.