
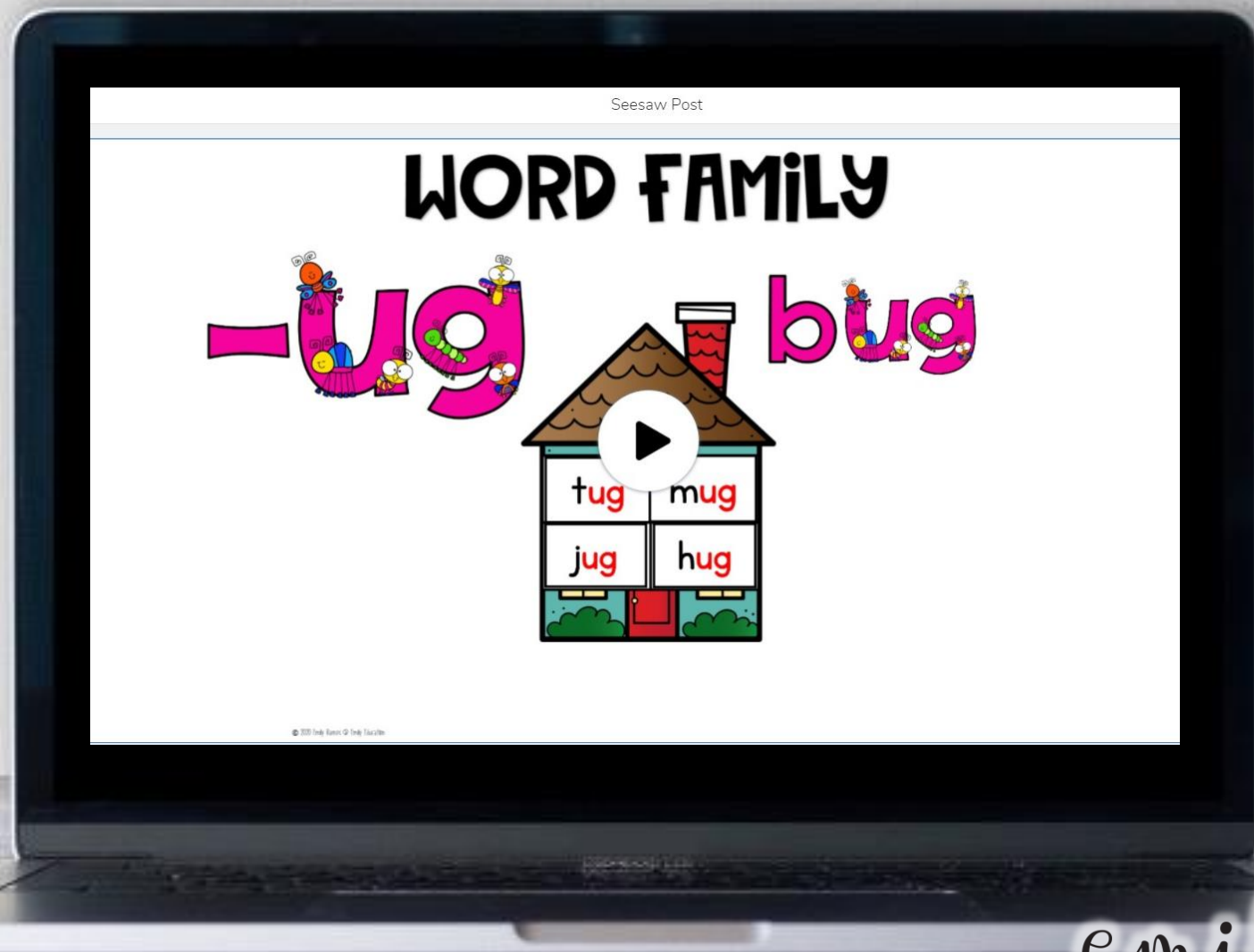



SEESAW ACTIVITIES


Word Family



VIRTUAL ANCHOR CHARTS PRE-RECORDED FOR Word Family




























DIGITAL CENTERS



MATCH THE -ug WORDS

When you are all finished, record your voice saying all the -ug words.


								
								
								
								
								

© 2020 Emily Barnes © Emily Education



JUST CLICK THE LINK IN THE PDF AND ADD IT TO YOUR LIBRARY!

by emily EDUCATION



a Virtual
Learning
Experience!

Just click
and add
to your
Seesaw
Library!

Learning Teacher!
into seesaw. Then click the links below
se activities to your Seesaw library
nts.
e link contains a video of my voice w
concept. The -ug family is then practi
sort the -ug and not -ug words, stu
picture, then finally students type
sorting activities students use th
saying the -ug words.



Click Here
for the

g and Matching centers:

T THE
AMILY


When you are a
record your voice
all the -ug w

mug	met	yet	mop	pit
bug	cut	top	net	am

When you are all finished,
record your voice saying all
the -ug words.

tug	dug	jug	chug
-----	-----	-----	------

DIGITAL CENTERS



SORT THE -ug FAMILY

When you are all finished, record your voice saying all the -ug words.

-ug	Not -ug
bug rug	am rat
yet tug top slug plug pit net jug mug mop met hug dug cut	

